



राष्ट्रीय परीक्षा एजेंसी
National Testing Agency
Excellence in Assessment

JEE (Main)

2021



Information Bulletin

English, हिन्दी, असमिया, बांग्ला, गुजराती, कन्नड़, मलयालम, मराठी, ओढ़िया, पंजाबी, तमिळ, తెలుగు & اردو

www.nta.ac.in jeemain.nta.nic.in





Index

S. No.	Particulars	Page No.
A	IMPORTANT INFORMATION AT A GLANCE	3
1.	Introduction 1.1 About National Testing Agency (NTA) 1.2 About Joint Entrance Examination (JEE-Main) 2021	6
2.	Scheme of JEE (Main) 2021 2.1 Mode of Examination 2.2 Choice of Medium of Question Paper 2.3 Scheme of Examination 2.4 Pattern of Examination 2.5 Syllabus	7
3.	Eligibility Criteria: 3.1 Age Limit 3.2 List of Qualifying Examinations 3.3 Year of Appearance in Qualifying Examination	10
4.	State of Eligibility	11
5.	Reservations	12
6.	Facilities for PwD Candidates to appear in the exam	13
7.	Choice of Cities	14
8.	e-Admit Card	14
9.	Schedule of Examination	15
10.	Important Instructions	16
11.	Rough Work	17
12.	Unfair Means Practices and Breach of Examination Rules 12.1 Definition 12.2 Punishment for using Unfair Means Practices 12.3 Cancellation of Result	17
13.	Display of Answer Key Challenges	18
14.	Display of Recorded Responses	19
15.	JEE (Main) NTA Score for B.E./B.Tech, B.Arch, & B.Planning 15.1 Compilation and display of result of B.E./B.Tech 15.2 Compilation & display of result of B.Arch & B.Planning	19
16.	Re-evaluation/Re-checking of result	20



17.	Admission to NITs, IITs, CFIs, SFIs, State Engineering Colleges for the Participating States & Other Participating Institutions including UPSEE. 17.1 Eligibility for Admission to NITs, IITs and CFTIs participating through Central Seat Allocation Board 17.2 B. Tech/ B. Arch Scores of JEE (Main) 2021 will also be used for admission to B. Tech/B. Arch Courses covered under UPSEE. 17.3 Eligibility for Admission to Other Institutions 17.4 Seat Allocation Process and Admission Procedure 18.5 Eligibility Criteria for Appearing in JEE (Advanced) 2021	20
18.	Test Practice Centres (TPCs)	23
19.	Common Services Centres/Facilitation Centres	23
20.	National Test Abhyas	24
21.	Query Redressal System (QRS)	24
22.	Correspondence with NTA	25
23.	Weeding Out Rules	25
24.	Legal Jurisdiction	25
Appendices		
I.	Certificate regarding physical limitation to write in an examination	26
II.	Letter of Undertaking for Using Own Scribe	27
III.	List of Examination Cities for JEE (Main) 2021	28
IV.	Procedure for Online Payment of Fee and Helpline for Payment Related Queries	32
V.	Computer Based Test (CBT) Guidelines	34
VI.	NTA Test Practice Centres (TPCs)	40
VII.	Normalization Procedure based on Percentile Score	41
VIII.	Replica of Online Application Form	45



IMPORTANT INFORMATION AT A GLANCE

(please refer to Information Bulletin for details)

1. Dates, fee details and Application Procedure:

EVENTS	DATES			
Online submission of Application Form	16.12.2020 to 16.01.2021			
Last date for successful transaction of prescribed application fee	17.01.2021			
Fee payable for JEE (Main) – 2021 (through Credit Card /Debit Card (except Master/Visa Card) / Net-Banking/UPI)	Type of Candidate	In India (Fee in Rs.)	Outside India (Fee in Rs.)	
Paper 1: B.E./B. Tech or Paper 2A: B. Arch or Paper 2B: B.Planning	General/Gen-EWS/ OBC(NCL)	Male	650	3000
		Female	325	1500
	SC/ST/PwD	Male	325	1500
		Female	325	1500
Transgender			325	1500
Paper 1: B.E./B. Tech & Paper 2A: B. Arch or Paper 1: B.E./B. Tech & Paper 2B: B. Planning or Paper 1: B.E./B.Tech, Paper 2A: B. Arch & Paper 2B: B.Planning or Paper 2A: B. Arch & Paper 2B: B.Planning	General/Gen-EWS/ OBC(NCL)	Male	1300	6000
		Female	650	3000
	SC/ST/PwD	Male	650	3000
		Female	650	3000
Transgender			650	3000
Processing charges and Goods & Service Taxes (GST) are to be paid by the candidate, as applicable.				
Correction in particulars	19.01.2021 to 21.01.2021 (for February Session)			
Downloading of Admit Cards from NTA website	Second week of February, 2021			
Date of Examinations	(Session 1): 23, 24, 25 & 26 February 2021 (Session 2): 15, 16, 17 & 18 March 2021 (Session 3): 27, 28, 29 & 30 April 2021 (Session 4): 24, 25, 26, 27 & 28 May 2021			
Timing of Examination	First Shift	9:00 a.m. to 12:00 p.m. (IST)		
	Second Shift	3:00 p.m. to 6:00 p.m. (IST)		
Display of Question Paper attempted by the Candidate and Answer Keys for inviting challenges on NTA website	To be displayed on the NTA website in due course			
Declaration of Result on NTA website	To be displayed on the NTA website in due course			

[Note: (i) A candidate has option to apply for one Session or more than one Session (February/March /April /May 2021) together and pay exam fee accordingly. In other words, if a candidate wishes to apply only for one Session, he / she has to pay Examination Fee only for that Session during the current application period and will have opportunity to apply again for the remaining March/ April / May Sessions.

The application window will be re-opened briefly immediately after the declaration of the result of February / March/ April Session.

Examination for the May session will be the last Examination for coming academic year. Fees can also be carried forward to another Session of JEE (Main) 2021.

Incase a candidate does not want to appear in the Session for which fee has already been paid, it will be refunded by NTA. **For this, the Candidate will have to make a request only during the application process of the session for which he/she wants to withdraw.**

Multiple Application Forms submitted by a candidate for the same Session(s) will not be accepted at any cost.

(ii) The fee can be submitted only online through Net Banking, Credit Card, Debit Card, UPI or Paytm Services. Processing charges and GST as applicable are chargeable to the candidate (in addition to the examination fee) by the concerned Bank/Payment Gateway Integrator. For details / procedure, please see Appendix-IV



- (iii) Candidates who apply for more than one Session of examination (February/March/April/May), may change their Choice of Cities in the correction window, which will be opened in due course under intimation to them through Public Notice for each Session.
- (iv) The Confirmation Page of the online Application Form will be generated only after successful payment by the Candidate. In case the Confirmation Page is not generated after payment of fee, then the candidate may have to approach the concerned Bank/Payment Gateway (in the helpline no. and email given in Appendix- IV of the Information Bulletin) for ensuring the successful payment or for obtaining the refund of duplicate / multiple payments].
2. Candidates must read carefully the Instructions (including how to fill up Application Form online) given in the Information Bulletin available on the NTA Website. Candidates not complying with the Instructions shall be summarily disqualified.
 3. Candidates can apply for **JEE (Main) 2021 through "Online" mode only. The Application Form in any other mode will not be accepted.**
 4. Submission of Application Form could be made by the candidate online through NTA website: jeemain.nta.nic.in.
 5. **Instructions for filling Online Application Form:**
 - ❖ Download Information Bulletin and Replica of Application Form. Read these carefully to ensure your eligibility.
 - ❖ **Follow the steps given below to Apply Online:**
 - Step-1:** Apply for Online Registration using own Email Id and Mobile No.
 - Step-2:** Fill in the Online Application Form and note down the system generated Application Number.
 - Step-3:** Upload scanned images of: (i) the recent photograph (file size 10Kb – 200Kb) should be either in colour or black & white with 80% face (without mask) visible including ears against white background; (ii) candidate's signature (file size: 4kb - 30kb); (iii) duly verified result awaited attestation form (file size: 50kb to 500kb), (iv) category certificate (SC/ST/OBC/EWS etc.) (file size: 50kb to 300KB), (v) PwD certificate (file size: 50kb to 300kb) in jpg/jpeg format.
 - Step-4:** Pay fee using SBI/Canara Bank/HDFC Bank/ICICI Bank/Paytm Payment Gateway through Debit Card/Credit Card / Net Banking/UPI and keep proof of fee paid.
 - ❖ Download, save and print a copy of Confirmation Page of the Application Form (which would be downloadable only after successful remittance of fee) for future reference.
 - ❖ All the 4 Steps can be done together or at separate timings. The submission of Application of a candidate could be considered as successful and his/her candidature would be confirmed only on the successful transaction/receipt of the prescribed application fee from him/her.
 6. Candidates shall ensure that the information entered by them in their respective online Application Form are correct.
 7. Information provided by the candidates in their respective online Application Forms, like, name of candidate, contact/ address details, category, PwD status, educational qualification details, date of birth, choice of exam cities, etc. will be treated as final. Any request for change in such particulars after the closure of correction period will not be considered by NTA under any circumstances.
 8. *NTA does not edit /modify/alter any information entered by the candidates after completion of application process under any circumstances. Any request for change in information thereafter will not be entertained. Therefore, candidates are advised to exercise utmost caution before filling up correct details in the Application Form.*



9. NTA disclaims any liability that may arise to a candidate(s) due to incorrect information provided by him/her in his/her online Application Form.
10. Candidates must ensure that their email address and mobile number to be registered in their online Application Form are their own, as relevant/important information/ communication will be sent by NTA through e-mail on the registered e-mail address and / or through SMS on registered mobile number only. NTA shall not be responsible for any non-communication / mis-communication with a candidate in the email address or mobile number given by him/her other than his/her own.
11. Candidates are advised to visit the NTA Website and check their e-mails regularly for latest updates.
12. Candidates shall appear at their own cost at the Examination Centre on the date, shift and time indicated on their Admit Cards issued by the NTA in due course through its Website.

Note:

- i. The final submission of Online Application Form will remain incomplete if Step-3 and step-4 are not complete. Such forms will stand rejected and no correspondence on this account will be entertained.
- ii. The entire application process for **JEE (Main) 2021** is online, including uploading of scanned images, payment of fees, and printing of Confirmation Page, Admit Card, etc. **Therefore, candidates are not required to send/submit any document(s) including Confirmation Page to NTA through Post/ Fax/WhatsApp/Email/by Hand.**
- iii. Usage of Data and Information: NTA/Government of India can use the data provided by the End Users (test taker in this case) for internal purpose(s) including training, research and development, analysis and other permissible purpose(s). However, this information is not for use by any third party or private agency for any other use.

Brief Advisory regarding COVID-19 Pandemic:

Candidates are advised to carry only the following with them into the examination venue:

- a) Admit card along with Self Declaration (Undertaking) downloaded from the NTA Website (a clear printout on A4 size paper) duly filled in.
- b) A simple transparent Ball Point Pen.
- c) Additional photograph, to be pasted on attendance sheet
- d) Personal hand sanitizer (50 ml).
- e) Personal transparent water bottle.
- f) Sugar tablets/fruits (like banana/apple/orange) in case the candidate is diabetic.

Note:

1. Candidate shall ensure that the information (like, his/her name, mother's name, father's name, gender, date of birth, category, PwD status, mobile number, email address, photograph and signature, choice of cities for exam centre, etc.) provided by them in their online Application Form are correct and of their own. **Candidates are advised to exercise utmost care for filling up correct details in the Application Form.** Any request for change in the particulars after the closure of correction period will not be considered by NTA under any circumstances. **Corrections sent by the candidate through Post/ Fax/WhatsApp/Email/by Hand will not be entertained by NTA.**
2. In case it is found at any time in future that the Candidate has used / uploaded the photograph, signature and certificate(s) of someone else in his/ her Application Form / Admit Card or he/she has tampered his/her Admit Card / result, these acts of the candidate shall be treated as Unfair Means (UFM) Practices on his/her part and he/she shall be proceeded with the actions as contemplated under the provisions of the Information Bulletin relating to Unfair Means Practices.
3. Candidates are NOT allowed to carry Instruments, Geometry or Pencil box, Handbag, Purse, any kind of Paper/ Stationery/ Textual material (printed or written material), Eatables and Water (loose or packed), Mobile Phone/ Earphone/ Microphone/ Pager, Calculator, DocuPen, Slide Rules, Log Tables, Camera, Tape Recorder, Electronic Watches with facilities of calculator, any metallic item or electronic gadgets/ devices in the Examination Hall/Room.



Joint Entrance Examination (Main) 2021

1. Introduction

1.1 About National Testing Agency (NTA)

The Ministry of Education (MoE), Government of India (GOI) has established the National Testing Agency (NTA) as an independent, autonomous, and self-sustained premier testing organization under the Societies Registration Act (1860) for conducting efficient, transparent and international standards tests in order to assess the competency of candidates for admissions to premier higher education institutions.

The Department of Higher Education, Ministry of Education, Government of India has entrusted the responsibility of conducting Joint Entrance Examination (JEE Main) to the NTA from 2019 onwards.

1.2 About JEE (Main) 2021

The Joint Entrance Examination (JEE Main) comprises of two papers. The Paper 1 is conducted for admission to Undergraduate Engineering Programs (B.E/B. Tech) at NITs, IITs, other Centrally Funded Technical Institutions (CFTIs), Institutions/Universities funded/recognized by participating State Governments, as well as an eligibility test for JEE (Advanced), which is conducted for admission to IITs. Candidates of UPSEE (2021) will take JEE (Main) 2021. The Paper 2 is conducted for admission to B. Arch and B. Planning courses in the Country. From this year, Dr. APJ Abdul Kalam Technical University (AKTU), Lucknow will also use the score sheet of JEE (Main) – 2021 for admission to the B.Tech / M.Tech (Integrated)/B.Arch. Courses in its affiliated colleges across the State.

The JEE (Main) 2021 will be conducted in **multiple sessions** for admissions in the next academic session. The candidates will thus benefit in the following ways:

- This will give multiple opportunities to the candidates to improve their scores in the examination if they are not able to give their best in one attempt.
- In first attempt, the students will get a first-hand experience of taking an examination and will know their mistakes which they can improve while attempting for the next time.
- This will reduce the chances of dropping a year and droppers would not have to waste a full year.
- If anyone missed the examination due to reasons beyond control (such as Board examination), then he/she will not have to wait for one full year.
- A candidate need not appear in all the four Sessions. However, if candidate appears in more than one Session then his/her best of the 2021 NTA Scores will be considered for preparation of Merit List/ Ranking.



1. The Paper 1 of JEE (Main) 2021 will be held in February 2021 followed by next three Sessions in March, April, and May 2021. This is being done to ensure that the JEE (Main) 2021 does not interfere with the Board examinations, which may be held at different times across the States/UTs. Paper 2A & Paper 2B (B. Arch & B. Planning) will be held only twice a year (February & May 2021)
2. The NTA has decided to provide choices in one section to cater to the decision of different Boards across the country regarding the reduction of syllabus. However, the total number of questions to be attempted will remain the same (Physics – 25, Chemistry – 25 and Mathematics – 25), wherever applicable.

2. Scheme of Examination

2.1 Mode of Examination

JEE (Main)-2021 will be conducted in the following modes:

- a) **Paper 1 (B.E. /B. Tech.)** in “Computer Based Test (CBT)” mode only.
- b) **Paper 2A (B. Arch):** Mathematics (Part-I) and Aptitude Test (Part-II) in “Computer Based Test (CBT)” mode only and Drawing Test (Part-III) in pen & paper (offline) mode, to be attempted on drawing sheet of A4 size.
- c) **Paper 2B (B. Planning):** Mathematics (Part-I), Aptitude Test (Part-II) and Planning Based Questions (Part-III) in Computer Based Test (CBT) mode only.

2.2 Choice of Medium of Question Papers

Medium of the Question Papers: Drawing from the National Education Policy (NEP), the JEE (Main) 2021 will now be conducted for the first time in Assamese, Bengali, Kannada, Malayalam, Marathi, Odia, Punjabi, Tamil, Telugu and Urdu for the first time, in addition to Hindi, Gujarati and English.

S. No.	Language	Examination Centres
1.	English	All Examination Centres
2.	Hindi	All Examination Centres in India
3.	English and Assamese	Examination Centres in Assam
4.	English and Bengali	Examination Centres in West Bengal, Tripura and Andaman & Nicobar Island
5.	English and Gujarati	Examination Centres in Gujarat, Daman and Diu, Dadra and Nagar Haveli
6.	English and Kannada	Examination Centres in Karnataka
7.	English and Marathi	Examination Centres in Maharashtra
8.	English and Malayalam	Examination Centres in Kerala and Lakshadweep
9.	English and Odia	Examination Centres in Odisha
10.	English and Punjabi	Examination Centres in Punjab, Chandigarh and Delhi
11.	English and Tamil	Examination Centres in Tamil Nadu, Puducherry and Andaman & Nicobar Island
12.	English and Telugu	Examination Centres in Andhra Pradesh and Telangana
13.	English and Urdu	All Examination Centres in India



The option of language for question paper should be exercised while filling up the Application Form online and it cannot be changed at a later stage.

Please note that for the correctness of the questions in all the question papers, the English version will be taken as final.

2.3 Scheme of Examination

Subject combinations for each paper, type of questions in each paper, and mode of examination is given in the table below:

PAPER	SUBJECTS	TYPE OF QUESTIONS	Mode of Examination
Paper 1: B.E./B.Tech.	Mathematics, Physics & Chemistry	Objective Type - Multiple Choice Questions (MCQs) & Questions for which answer is a numerical value, with equal weightage to Mathematics, Physics & Chemistry	“Computer Based Test (CBT)” mode only
Paper 2A: B. Arch	Part-I: Mathematics	Objective Type - Multiple Choice Questions (MCQs) & Questions for which answer is a numerical value	“Computer Based Test (CBT)” mode only
	Part-II: Aptitude Test	Objective Type - Multiple Choice Questions (MCQs)	
	Part-III: Drawing Test	Questions to test drawing aptitude	“Pen & Paper Based” (offline) mode to be attempted on Drawing sheet
Paper 2B: B. Planning	Part-I: Mathematics	Objective Type - Multiple Choice Questions (MCQs) & Questions for which answer is a numerical value	“Computer Based Test (CBT)” mode only
	Part-II: Aptitude Test	Objective Type - Multiple Choice Questions (MCQs)	
	Part-III: Planning Based Questions	Objective Type - Multiple Choice Questions (MCQs)	

2.4 Pattern of Examination

Paper1: B.E./ B. Tech. in Computer Based Test (CBT) mode:					
1.	Subject wise distribution of Questions, Total Number of Questions and Marks	Subject	Section A	Section B	Marks
		Mathematics	20*	10*	100
		Physics	20*	10*	100
		Chemistry	20*	10*	100
		Total	90		300
	*Each Subject will have two sections. Section A will be of Multiple-Choice Questions (MCQs) and Section B will contain Questions whose answers are to be filled in as a numerical value. In Section B, candidates have to attempt any five questions out of 10 . There will be no negative marking for Section B .				
2.	Marking Scheme for MCQs	Correct Answer or the best Answer		Four marks (+4)	
		Incorrect Answer		Minus one mark (-1)	
		Unanswered / Marked for Review		No mark (0)	
3.	Marking Scheme for questions for which answer is a Numerical value	Correct Answer		Four marks (+4)	
		Incorrect Answer		No mark (0)	
		Unanswered / Marked for Review		No mark (0)	



4.	Method of determining merit	Conversion of the raw score in Mathematics, Physics, Chemistry, and Total into NTA scores. Overall merit shall be prepared by merging NTA scores of all shifts of all days.
5.	Method of resolving ties	Tie between candidates obtaining equal Total NTA scores in Paper1: B.E./B.Tech will be resolved in the following descending order: <ul style="list-style-type: none"> ▪ NTA score in Mathematics, followed by ▪ NTA score in Physics, followed by ▪ NTA score in Chemistry, followed by ▪ Candidates having a lesser ratio of negative to positive responses

Paper 2A (B. Arch): Mathematics (Part-I) and Aptitude Test (Part-II) in Computer Based Test (CBT) mode only and Drawing Test (Part-III) in Pen & Paper Based (offline) mode, to be attempted on drawing sheet of A4 size.

1.	Subject wise distribution of Questions, Total Number of Questions and Marks	Subject	No of Questions		Marks
		Mathematics (Part I)	20*	10*	100
		Aptitude Test (Part II)	50		200
		Drawing Test (Part III)	02		100
		Total	82		400

*20 questions will be MCQs and 5 questions will have answers to be filled as a numerical value out of 10. There will be no negative marking for numerical value.

2.	(a) Marking Scheme for MCQs	Correct Answer or the most appropriate Answer	Four marks (+4)
		Incorrect Answer/Multiple Answer	Minus one mark (-1)
		Unanswered /Marked for Review	No mark (0)
	(b) Marking Scheme for questions for which answer is a Numerical value	Correct Answer or the most appropriate Answer	Four marks (+4)
		Incorrect Answer	No mark (0)
		Unanswered / Marked for Review	No mark (0)
	(c) Marking Scheme for Drawing Test (Part III)	Two questions to be evaluated out of 100 marks.	

3.	Method of determining merit	Conversion of the raw score in Mathematics, Aptitude Test, Drawing Test, and Total into NTA Scores. Overall merit shall be prepared by merging NTA Scores of all shifts of all days.
4.	Method of resolving ties	Tie between candidates obtaining equal Total NTA scores in Paper 2B: B. Arch will be resolved in the following manner: <ul style="list-style-type: none"> ▪ NTA score in Mathematics, followed by ▪ NTA score in Aptitude Test, followed by ▪ NTA score in Drawing Test, followed by ▪ Candidates having a lesser ratio of negative to positive responses

Paper 2B (B. Planning) Part-I: Mathematics, Part-II: Aptitude Test and Part-III: Planning Based Questions in Computer Based Test (CBT) mode only

1.	Subject wise distribution of Questions, Total Number of Questions and Marks	Subject	No of Questions		Marks
		Part-I: Mathematics	20*	10*	100
		Part-II: Aptitude Test	50		200
		Part-III: Planning Based Objective Type MCQs	25		100
		Total	105		

*20 questions will be MCQs and 5 questions will have answers to be filled as a numerical value out of 10. There will be no negative marking for numerical value.

2.	Marking Scheme for MCQs	Correct Answer or the most appropriate Answer	Four marks (+4)
		Incorrect Answer/Multiple Answer	Minus one mark (-1)
		Unanswered /Marked for Review	No mark (0)



3.	Marking Scheme for questions for which answer is a Numerical value	Correct Answer or the appropriate Answer	Four marks (+4)
		Incorrect Answer	No mark (0)
		Unanswered / Marked for Review	No mark (0)
4.	Method of determining merit	Conversion of the raw score in Mathematics, Aptitude Test, Planning Based Test, and Total into NTA Scores. Overall merit shall be prepared by merging NTA Scores of all shifts of all days.	
5.	Method of resolving ties	Tie between candidates obtaining equal Total NTA scores in B. Planning will be resolved in the following manner: <ul style="list-style-type: none"> ▪ NTA score in Mathematics, followed by ▪ NTA score in Aptitude Test, followed by ▪ NTA score in Planning Based Questions, followed by ▪ Candidates having a lesser ratio of negative to positive responses 	

Important Note for Multiple Choice Questions: To answer a question, the candidates need to choose one option corresponding to the correct answer or the most appropriate answer. However, if after the process of challenges of the key, more than one option is found to be correct then the multiple correct options will be given four marks (+4). Any incorrect option marked will be given the minus one mark (-1). Unanswered/Marked for Review will be given no marks.

2.5 Syllabus

The details of the syllabus are given on the website: jeemain.nta.nic.in. **Moreover, to cater to different reduction in syllabus by various Boards, the NTA has decided to provide for choice in the question papers and thus there will be two Sections in each paper.**

3. Eligibility Criteria

3.1 Age Limit

For appearing in the JEE (Main) 2021, there is no age limit for the candidates. The candidates who have passed the class 12 / equivalent examination in 2019, 2020, or appearing in 2021 irrespective of their age can appear in JEE (Main) 2021 examination. However, the candidates may be required to fulfil the age criteria of the Institute(s) in which they are desirous of taking admission.

3.2 List of Qualifying Examinations (QE)

- i. **The final examination of the 10+2 system**, conducted by any recognized Central/ State Board, such as Central Board of Secondary Education, New Delhi; Council for the Indian School Certificate Examinations, New Delhi; etc.
- ii. **Intermediate or two-year Pre-University** examination conducted by a recognized Board/ University.
- iii. **Final examination of the two-year course** of the Joint Services Wing of the National Defense Academy
- iv. **Senior Secondary School Examination** conducted by the National Institute of Open Schooling with a minimum of five subjects.



- v. Any Public School/ Board/ University examination in India or any foreign country recognized as **equivalent to the 10+2 system** by the **Association of Indian Universities (AIU)**.
- vi. **Higher Secondary Certificate Vocational Examination.**
- vii. **A Diploma recognized by AICTE or a State board** of technical education of at least 3 years duration.
- viii. **General Certificate Education (GCE)** examination (London/Cambridge/Sri Lanka) at the **Advanced (A) level**.
- ix. **High School Certificate Examination of the Cambridge University or International Baccalaureate Diploma of the International Baccalaureate Office, Geneva.**

3.3 Year of Appearance in Qualifying Examination

Only those candidates who have passed Class 12 / equivalent examination in 2019, 2020 or 2021; or those who are appearing in Class 12 / equivalent examination in 2021, are eligible to appear in JEE (Main) 2021.

Candidates who passed Class 12/equivalent examination in 2018 or before as well as those who will appear in such examination in 2022 or later are not eligible to appear in JEE (Main) 2021.

Candidates must note that the IITs permit only two attempts for the JEE (Advanced), i.e. a candidate should have appeared for the Class XII (or equivalent) examination for the first time in either 2020 or 2021, subject to the condition of not having been admitted at an IIT on an earlier occasion. Details may be obtained from the Information Brochure of the JEE (Advanced) 2021. Please see link: <https://home.iitd.ac.in/news-jab.php>
<https://jeeadv.ac.in/>.

4. State of Eligibility

State code of eligibility means the code of the State from where the candidate has passed Class XII (or equivalent) qualifying examination by virtue of which the candidate becomes eligible to appear in JEE (Main) 2021. It is important to note that the State code of eligibility does NOT depend upon the native place or the place of residence of the candidate. For example, if a candidate appears for the Class XII examination in New Delhi and is a resident of Noilda, Uttar Pradesh, the candidate's State code of eligibility will be that of Delhi and NOT that of Uttar Pradesh.

If a candidate has passed Class XII (or equivalent) qualifying examination from one State but appeared for improvement from another State, the candidate's State code of eligibility will be from where the candidate first passed the Class XII (or equivalent) examination and NOT the State from where the candidate has appeared for improvement.

Candidate passed/appearing class 12th from NIOS should select the State of Eligibility according to the State in which the study centre is located.



For Indian nationals passing the Class XII (or equivalent) examination from Nepal/Bhutan, the State code of eligibility will be determined based on a permanent address in India as given in the passport of the candidate.

The State code of eligibility of OCI/PIO passing Class XII (or equivalent) examination in India is at par with Indian nationals. However, OCI/PIO passing the Class XII (or equivalent) examination from an institution abroad are eligible for Other State quota seats or All India quota seats (but NOT for Home State quota seats) in all NITs, IEST and Other-CFTIs

5. Reservations

5.1 In the case of Institutes run by the Central Government, the reservation would be applicable as mentioned below:

- (i) **15%** of the seats Scheduled Castes (SC) candidates
- (ii) **7.5%** seats for Scheduled Tribes (ST) candidates
- (iii) **27%** seats for Other Backward Classes (OBC) Non-Creamy Layer (NCL) candidates as per the Central List*
- (iv) **10%** of the seats for **General Economically Weaker Sections (General - EWS)** candidates
- (v) Persons with Disability (PwD) with 40% or more disability

5.2. Each category will have **5%** reservations for the candidates with 40% or more disability as defined in Section 2 (r) and (zc) of Persons with Disabilities (RPwD) Act, 2016.

5.3 In the case of the Institutes run/aided/recognized by State Governments, the reservation policy of the respective State Governments shall be applicable.

Notes:

1. The benefit of reservation for admission to NITs/IITs and CFTIs shall be given only to those classes/castes/tribes which are in the respective Central List published by the Government of India from time to time.
2. *Other Backward Classes - Non-Creamy Layer (OBC-NCL) are as per the Central list of Other Backward Classes available on National Commission for Backward Classes (NCBC), Government of India website www.ncbc.nic.in Thus, the candidates falling in this list may mention OBC in the Category Column. State list OBC Candidates who are not in OBC-NCL (Central List) must choose General.*



Provisions relating to Persons with Disability (PwD):

As per Section 2(t) of the RPwD Act, “**Persons with Disability (PwD)**” means a person with long term physical, mental, intellectual, or sensory impairment which, in interaction with barriers, hinders his full and effective participation in society equally with others.

According to Section 2(r) of the RPwD Act, 2016, “**persons with benchmark disabilities**” means a person with not less than forty percent (40%) of a specified disability where specified disability has not been defined in measurable terms and includes a person with disability where specified disability has been defined in measurable terms, as certified by the certifying authority.

The “**specified disabilities**”, which are included in the Schedule of the RPwD Act, are as follows:

S. No.	Category	Type of Disability	Specified Disability
1.	Physical Disability	Locomotor Disability*	a. Leprosy cured person, b. cerebral palsy, c. dwarfism, d. muscular dystrophy, e. acid attack victims.
		Visual Impairment*	a. blindness, b. low vision
		Hearing Impairment*	a. deaf, b. hard of hearing
		Speech & Language Disability	Permanent disability arising out of conditions such as laryngectomy or aphasia affecting one or more components of speech and language due to organic or neurological causes.
2.	Intellectual Disability		a. specific learning Disability (Perceptual Disabilities, Dyslexia, Dyscalculia, Dyspraxia & Development Aphasia) b. autism spectrum disorder
3.	Mental Behaviour		a. mental illness
4.	Disability caused due to	i. Chronic Neurological Conditions	a. multiple sclerosis b. Parkinsonism
		ii. Blood disorder	a. Haemophilia, b. Thalassemia, c. Sickle cell disease
5.	Multiple Disabilities		More than one of the above specified disabilities including deaf blindness

6. Facilities for PwD candidates to appear in the exam

As per the guidelines issued by the Department of Empowerment of Persons with Disabilities (Divyangjan) under Ministry of Social Justice & Empowerment issued from time to time on the subject: “Written Examination for Persons with Benchmark Disabilities”, A candidate with one of the benchmark disabilities [as defined in Section 2(r) of RPwD Act, 2016], holding a Disability Certificate in the format prescribed in **Appendix-I**, is entitled to the following facilities:

- a. *The facility of Scribe*, in case he/she has a physical limitation and a scribe is essential to write the examination on his/her behalf, being so certified in the aforesaid format by a CMO/Civil Surgeon/ Medical Superintendent of a Govt. Health Care Institution. However, as a measure of caution and due to the prevailing circumstances of COVID -19 Pandemic, such candidate is required to **bring his/her own Scribe** alongwith an undertaking in the format given at **Appendix-II**.



- b. *Compensatory time* of **one hour** for examination of **three hours** duration, whether such candidate uses the facility of Scribe or not.

The NTA does not guarantee any change in the category or sub-category (PwD status) after the submission of the Online Application Form, and in any case, no change will be entertained by NTA after the declaration of JEE (Main) NTA Score 2021. The category/sub-category (PwD status) entered in the JEE (Main) Database by the candidate will be used for the JEE (Advanced). Therefore, the candidates are advised to fill in the category / sub-category column very carefully.

7. Choice of Cities

The Cities where the JEE (Main) 2021 will be conducted are given in **Appendix-III**. While applying, candidates have to **select any four cities of their choice**. The efforts will be made to allot the city of examination to the candidates in order of choice opted by them in their online Application Form. **However, due to administrative/logistic reasons, a different city can be allotted.**

The decision of the NTA regarding the allotment of the Centre shall be final. No further correspondence or request shall be entertained in such a case.

8. e-Admit Card

The e-Admit Card would be issued provisionally to the candidates through the NTA website: jeemain.nta.nic.in, subject to the fulfilment of the eligibility conditions and receipt of prescribed application fee by NTA.

The candidate has to download the Admit Card from the NTA website. The candidate will appear in the examination at the given Centre on the date and shift/timing as indicated in his/her e-Admit Card.

No candidate will be allowed to appear at the examination centre, on the date and shift/time other than that allotted to him/her in his/her Admit card.

In case a candidate is unable to download his/her Admit Card from the website, he/she should approach the NTA Help Line Number: 0120-6895200 between 10.00 am to 5.00 pm.

The candidates are advised to read the instructions on the Admit Card carefully and strictly follow them during the examination.

In case of any discrepancy in the particulars of the candidate or his/her photograph and signature shown in the e-Admit Card and Confirmation Page, the candidate may immediately **approach the NTA Help Line between 10.00 am to 5.00 pm. In such case, candidate would appear in the examination with the already downloaded Admit Card. However, NTA will take necessary action to make correction in the record later.**



The Admit Card for February Session of the examination may be available for downloading in the second week of February, 2021. The timing for downloading the Admit Card for subsequent Sessions of the exam will be announced on the NTA website (jeemain.nta.nic.in)

Note:

- a. Candidate may please note that Admit Cards will not be sent by post.
- b. In no case, the duplicate Admit Card for Joint Entrance Examination (Main) 2021 would be issued at the Examination Centres.
- c. Candidate must not mutilate the Admit Card or change any entry made therein.
- d. Candidates are advised to preserve their Admit Cards in good condition for future reference.
- e. No Admit Card shall be issued to the candidates whose Applications are found to be incomplete for any reasons (including indistinct/ doubtful photographs/unsigned Applications) or who do not fulfil the eligibility criteria for the examination.
- f. Issue of Admit Cards, however, shall not necessarily mean acceptance of eligibility which shall be further scrutinized at subsequent stages of admission process.

9. Schedule of Examination

Dates of Examination	(Session 1): 23, 24, 25 & 26 February 2021 (Session 2): 15, 16, 17 & 18 March 2021 (Session 3): 27, 28, 29 & 30 April 2021 (Session 4): 24, 25, 26, 27 & 28 May 2021 (Exact date, shift, and city of examination for Paper 1: B.E./B. Tech and Paper 2A: B. Arch and Paper 2B: B. Planning will be made available to the Candidates on their Admit Cards)	
Mode of Examination	Paper1: B.E./B.Tech	“Computer Based Test (CBT)” mode only
	Paper2A: B.Arch.	Part-I: Mathematics and Part-II: Aptitude Test in Computer Based Test (CBT) mode only Part-III: Drawing Test in “Pen & Paper” (offline) mode, to be attempted on the Drawing sheet
	Paper2B: B. Planning	Part-I: Mathematics, Part-II: Aptitude Test and Part-III: Planning related MCQ’s in “Computer Based Test (CBT)” mode only
	First Shift	Second Shift
Timing of Examination	9.00 a.m. to 12.00 p.m.	3.00 p.m. to 6.00 p.m.
Entry in the Examination Centre / Hall / Room, frisking, biometric registration/ record of manual attendance by Invigilator, document verification / cross-checking of Admit Card, signature, and photo match to be completed by Invigilator, etc.	7.30 a.m. to 8.30 a.m.	02.00 p.m. to 2.30 p.m.
Instructions by the Invigilator(s)	8.30 a.m. to 8.50 a.m.	2.30 p.m. to 2.50 p.m.
Candidates log in to read instructions	8.50 a.m.	2.50 p.m.
Test Commences	9.00 a.m.	3.00 p.m.



10. Important Instructions for the Candidates

1. Those candidates who wish to appear for B.Arch as well as B.Planning, will have the duration of examination 3.30 hrs. i.e. from 3:00 p.m. to 6:30 p.m.
2. Candidates are advised to report at the Examination Center well in time i.e. 2 hours before commencement of the examination.
3. Candidates should take their seat immediately after opening of the Examination Hall. If the candidates do not report in time due to any reason i.e. traffic jam, train/bus delay etc, they are likely to miss some of the general instructions to be announced in the Examination Rooms/Halls. The NTA shall not be responsible for any delay.
4. The candidate must show, on demand, the Admit Card downloaded/printed from the NTA website for admission in the examination room/hall. The Test Centre Staff on duty is authorized to verify the identity of candidates and may take steps to verify and confirm the identity credentials. Candidates are requested to extend their full cooperation. A candidate who does not possess the valid Admit Card shall not be permitted for the examination under any circumstances by the Centre Superintendent.
5. A seat indicating Roll Number will be allotted to each candidate. Candidates should find and sit on their allocated seat only in case of a candidate who changes room/hall or the seat on his/her own rather than the one allotted, the candidature shall be cancelled. No plea would be entertained in this regard.
6. The candidate should ensure that the question paper available on the computer is as per his/her opted subject indicated in the Admit Card. In case, the subject of question paper is other than his/her opted subject, the same may be brought to the notice of the Invigilator concerned.
7. Candidate may approach the Centre Superintendent/Invigilator in the room for any technical assistance, first aid emergency or any other information during the course of examination.

For any queries or issues regarding Computer Based Test, the candidates may contact on Helpline Numbers available on Joint Entrance Examination (Main) website.
8. In case a candidate, by furnishing false information, appears in more than one shift/date, his candidature will be cancelled and his result will not be declared.
9. For those who are unable to appear on the scheduled date of test for any reason, re-test shall not be held by the NTA under any circumstances.

Note: Candidates shall appear at their own cost at the Centre on date and shift as indicated in their Admit Card issued by the NTA. Under no circumstances the choice of cities for Centre and shift provided in the Admit Card shall be changed.



Candidates MUST bring the following documents on the day of examination at the test centre. Candidates who will not bring these will not be allowed to sit in the examination.

- a. Print copy of Admit Card downloaded from NTA website.
- b. One passport size photograph (same as uploaded on the Online Application Form) should be taken for pasting on the specific space in the attendance sheet at Centre during the examination.
- c. Any one of the authorized photo IDs (must be original, valid, and non-expired) – School Identity Card/ PAN card/ Driving License/ Voter ID/ Passport/ Aadhaar Card (With photograph)/E-Aadhaar with photograph/ Ration Card with photograph/ 12th Class Board Admit Card with photograph/ Bank Passbook with Photograph.
- d. PwD certificate issued by the authorized medical officer, if claiming the relaxation under PwD category
or
PwD Certificate regarding physical limitation in an examination to write as per **Appendix-I** given in Information Bulletin, if claiming the relaxation under PwD category.
or
Letter of Undertaking for using Own Scribe as per **Appendix-II** given in Information Bulletin, if claiming the relaxation under PwD category.

11. Rough Work

All calculations/writing work are to be done only in the Rough Sheet provided at the Test Centre in the examination Room/Hall and on completion of the test, candidates must hand over the Rough Sheets to the Invigilator on duty in the Room/Hall.

12. Unfair Means Practices and Breach of Examination Rules

12.1 Definition

Unfair Means practice is an activity that allows a candidate to gain an unfair advantage over other candidates. It includes, but is not limited to:

- a) Being in possession of any item or article which has been prohibited or can be used for unfair practices including any stationery item, communication device, accessories, eatable items, ornaments or any other material or information relevant or not relevant to the examination in the paper concerned;
- b) Using someone to write examination (impersonation) or preparing material for copying;
- c) Breaching examination rules or any direction issued by NTA in connection with JEE (MAIN) 2021 examination from time to time;
- d) Assisting other candidate to engage in malpractices, giving or receiving assistance directly or indirectly of any kind or attempting to do so;
- e) Writing questions or answers on any material other than the answer sheet given by the Centre Superintendent for writing answers;



- f) Contacting or communicating or trying to do so with any person, other than the Examination Staff, during the examination time in the Examination Centre;
- g) Threatening any of the officials connected with the conduct of the examination or threatening any of the candidates;
- h) Using or attempting to use any other undesirable method or means in connection with the examination;
- i) Manipulation and fabrication of online documents viz. Admit Card, Rank Letter, Self-Declaration, etc.;
- j) Forceful entry in /exit from Examination Centre/Hall;
- k) Use or attempted use of any electronic device after entering the Examination Centre;
- l) Affixing/uploading of wrong/morphed photographs/signatures on the Application Form/Admit Card/Proforma;
- m) Creating obstacles in smooth and fair conduct of examination.
- n) Any other malpractices declared as Unfair Means by the NTA.

12.2 Punishment for using Unfairmeans practices

During the course of, before or after the examination if a candidate indulges in any of the above or similar practices, he/she shall be deemed to have used unfair practices and booked under UNFAIRMEANS (U.F.M.) case. **The candidate would be debarred for 3 years in future and shall also be liable for criminal action and /or any other action as deemed fit.**

12.3 Cancellation of Result

The result of **JEE (Main) - 2021** of the candidate(s) who indulge in Unfair means Practices will be cancelled and will not be declared. Similarly, the result of those candidates who appear from the Centre other than the one allotted to them or allow another candidate/person to write the exam on his behalf will be cancelled.

13. Display of Answer Key for Challenges

1. The NTA will display Provisional Answer Key of the questions on the NTA website: jeemain.nta.nic.in, with a Public Notice issued to this effect on the said website, to provide an opportunity to the candidates to challenge the Provisional Answer Keys with a non-refundable online payment of Rs. 200/- per question challenged as processing charges. The provisional Answer Keys are likely to be displayed for two to three days.
2. Only paid challenges made during stipulated time through key challenge link will be considered. Challenges without justification/evidence and those filed on any other medium other than the prescribed link will not be considered.



3. The NTA's decision on the challenges shall be final and no further communication will be entertained. NTA will not inform the Candidates individually about their challenges.
4. The subject experts will examine all the challenges received and then a final answer key will be displayed and declared.
5. **The result will be compiled on the basis of the final answer key declared. No grievance with regard to answer key(s) after declaration of result of JEE (Main) April- 2020 will be entertained.**
6. Evaluation of multiple choice questions of B.E./B.Tech, B.Arch and B.Planning will be carried out using final answer keys and the raw (actual) marks obtained by a candidate will be considered further for computation of the result of JEE (Main) April-2020.
7. Raw marks obtained by the candidates in different shifts/sessions will be converted to NTA Score.
8. **The detailed procedure for compilation of NTA Score is available on NTA's website.**

14. Display of Recorded Responses

The NTA will display the recorded responses and Question Paper attempted by the candidates on the NTA website jeemain.nta.nic.in prior to declaration of result. The recorded responses are likely to be displayed for two to three days.

15. JEE (Main) NTA Score for B.E./B.Tech, B.Arch, and B.Planning

- a) Evaluation of multiple choice questions of B.E./B.Tech, B.Arch and B.Planning will be carried out using final answer keys and the raw (actual) marks obtained by a candidate will be considered further for computation of the result of JEE (Main) February -2021.
- b) For multi-shift papers, raw marks obtained by the candidates in different shifts/sessions will be converted to NTA Score.
- c) **The detailed procedure based on NTA Score being adopted is available on NTA website.**

15.1 Compilation and display of Result of B.E./B.Tech (Session 1)

Since JEE (Main) February-2021 (Session 1), B.E./B.Tech first Session will be conducted in multi-shifts, NTA scores will be calculated corresponding to the raw marks obtained by a candidate. The calculated NTA scores for all the shifts of session 1 will be declared by in **March, 2021**. This shall comprise the NTA scores for each of the three subjects (Mathematics, Physics and Chemistry) and the total in B.E./B.Tech of JEE (Main) February – 2021 (Session 1).



15.2 Compilation and display of Result of B.Arch and B.Planning

Since JEE (Main) February -2021, B. Arch and B. Planning first Session will be conducted in multi-shifts, NTA scores will be calculated corresponding to the raw marks obtained by a candidate. The calculated NTA scores for all the shifts will be declared by in **March, 2021**. This shall comprise of the NTA scores for each of the three parts (Mathematics, Aptitude Test, Drawing Test or Planning Based Test) and total in B. Arch/B. Planning of JEE (Main) February - 2021 (Session 1).

Note:

- 1 The All India Rank shall be compiled and declared after conduct of the JEE (Main) May 2021 Examination.
- 2 No Score/Rank Card will be dispatched to the candidates and the candidates are advised to download their Score/Rank Cards from the JEE (Main) website: www.nta.ac.in / jeemain.nta.nic.in only.
- 3 There shall be no provision for re-valuation/re-checking of the Score. No correspondence in this regard shall be entertained.
- 4 Only the All India Rank (AIR) is used for admissions through Central Seat Allocation Board (CSAB)/Joint Seat Allocation Authority (JoSAA) to NITs/ IITs/ CFTIs/ SFIs/ Others.
- 5 All participating Institutions that do not use the Centralized Seat Allocation Process will prepare their own ranking based on the performance in JEE (Main) 2021 and other criteria as decided by them.
- 6 The National Testing Agency (NTA) is an examination conducting body and not an admission giving authority. Therefore, NTA does not collect the information regarding the total number of seats available in the institutions, or the eligibility and reservation criteria followed by the institutions.

16. Re-Evaluation/Re-Checking of result

There shall be no re-evaluation/re-checking of result. No correspondence in this regard shall be entertained.

17. Admission to NITs, IITs, CFTIs, SFIs, State Engineering Colleges in the Participating States and Other Participating Institutions including UPSEE.

17.1 Eligibility for Admission to NITs, IITs and CFTIs participating through Central Seat Allocation Board (CSAB):

Admission to B.E. / B.Tech / B.Arch / B.Planning. Courses in NITs, IITs, and CFTIs participating through Central Seat Allocation Board will be based on All India Rank subject to the condition that the candidate should have secured at least 75% marks in the 12th class examination or be in the top 20 percentile in the 12th class / Qualifying examination conducted by the respective Boards. For SC/ST candidates the qualifying marks would be 65% in the 12th class / qualifying examination.

The eligibility criteria decided by the Council of Architecture for admission to B.Arch. course other than NITs, IITs, CFTIs:



“No candidate shall be admitted to Architecture course unless she/he has passed an examination at the end of the qualifying examination with 50% marks in Physics, Chemistry, and Mathematics and also 50% marks in aggregate of the qualifying examination”.

For B. Planning, the candidates should have passed the qualifying examination with 50 % marks in Mathematics and 50% marks in aggregate of the qualifying examination.

Subject combinations required in the qualifying examination for admission to B.E./B.Tech, B. Arch, and B. Planning Courses in NITs, IITs, and other CFTIs shall be as under.

Course	Required Criteria based on Class 12th / Equivalent qualifying Examination
B.E./B.Tech.	Passed qualifying examination with Physics and Mathematics as compulsory subjects along with one of the Chemistry/Biotechnology/Biology/ Technical Vocational subject.
B.Arch.	Passed qualifying examination with Mathematics, Physics, Chemistry
B.Planning	Passed qualifying examination with Mathematics

The Admission Policy, as announced by the Competent Authority of the admitting institutes shall be followed at the time of admission. The Candidates are advised to satisfy themselves about their Eligibility for Admission from the respective websites of admitting authorities.

All the programs of study covered under Uttar Pradesh State Entrance Examination (UPSEE), which was conducted by Dr. A.P.J. Abdul Kalam Technical University (AKTU), Lucknow, will also be conducted by National Testing Agency w.e.f. 2021 onwards.

For the Academic Year (2021), Dr. APJ Abdul Kalam Technical University, Lucknow will use the score sheet of JEE (Main) for admission to B. Tech, B. Arch, M. Tech (Integrated) Courses in its affiliated Colleges across the State of Uttar Pradesh.

17.2 Eligibility for Admission to Other Institutions

The above-mentioned policy could also be adopted by other Technical Institutions participating in counseling through JoSAA/CSAB. In case a State opts to admit students in the engineering Colleges affiliated to State Universities, the State may prepare a separate rank list based on criteria decided by them.

For all admission related procedures/queries, the candidates are advised to refer to the website of JoSAA, Central Seat Allocation Board (CSAB), or the concerned State Government/Institute after the declaration of result/ranks of JEE (Main) 2021.

The letter / e-mails / grievances / queries / RTI applications / Court cases pertaining to admission related matters/procedures will not be entertained by NTA. The same may be addressed to the concerned Counseling / Authorities/ Admitting Institutions.



17.3 Seat Allocation Process and Admission Procedure

Candidates shall be offered admission based on their choices and All India Ranks of JEE (Main) 2021 through a Seat Allocation Process to be announced later CSAB/JoSAA. The authentication/verification of relevant documents in support of identification, date of birth, qualifying examination, State of eligibility, category and disability (if any) of the qualifying candidates would be done at the time of Seat Allocation/ admission process. On failing to produce any of the authentic documents, the candidate may not be considered for admission.

Gen-EWS, SC, ST, OBC and PwD candidates will be required to produce original certificate as per prescribed formats issued by the competent authority at the time of Seat Allocation / admission process failing which they will not be considered for admission.

17.4 Eligibility Criteria for Appearing in JEE (Advanced) 2021

(Please refer to JEE (Advanced) website <https://jeeadv.ac.in/> for the latest information)

The minimum academic qualification for appearing in JEE (Advanced) -2021 is that the candidate must have passed in final examination of Class 12 or equivalent qualifying examination with at least 75% aggregate marks (65% for SC, ST, and PwD) or being in the top 20 percentile of the successful candidates in their respective Board examinations. Those appearing in these examinations in 2021 can also appear in JEE (Advanced) - 2021 provisionally and these candidates would also have to fulfill the above requirements. The IITs have specific eligibility criteria for admission, which include an age bar, limited number of attempts, and year of passing class 12th or equivalent; candidates are advised to refer to the JEE (Advanced) 2021 website for details.

All the candidates aspiring to take admission to the undergraduate programs at IITs for the year 2021 will have to appear in the B. E. /B. Tech. of JEE (Main)-2021. Based on the performance in the B. E. /B. Tech. of JEE (Main)-2021, number of top candidates as per the requirement of JEE (Advanced) (including all categories) will be eligible to appear in JEE (Advanced)-2021.

A candidate can attempt JEE (Advanced) a maximum of two times in consecutive years irrespective of whether or not he/she passed the Qualifying Examination. The candidates, who have attempted JEE (Main) /JEE (Advanced) in 2020 or earlier, are NOT ELIGIBLE to appear in JEE (Advanced)-2021.

The candidate who had taken admission in any institute other than IITs in 2020 is eligible to appear in JEE (Advanced)-2021 provided that the candidate satisfies other eligibility criteria.

**Joint Admission Board (JAB) allows candidates, who missed JEE (Advanced) 2020 due to being COVID-19 positive, to reappear in 2021:**

In an emergency meeting, which was held virtually on October 13th, 2020, the Joint Admission Board (JAB), having the authority to frame the policies, rules and regulations of Joint Entrance Examination under the guidance of the IIT Council, has considered relaxation of the eligibility criteria and decided to permit an extra attempt for those candidates who were unable to appear in JEE (Advanced) 2020 on account of being Covid-19 positive.

The JAB also discussed in detail the various options open to it for those candidates who were prevented from appearing in JEE (Advanced) 2020 due to restrictions imposed due to Covid-19. Subsequently, to address the concerns of the affected candidates, while avoiding prejudice to other candidates, it has been decided to allow all the candidates, who had successfully registered to appear in JEE (Advanced) 2020 but were absent in the exam, to appear in JEE (Advanced) 2021, as a one-time measure.

To ensure equal opportunity to all, the JAB has also decided that these candidates will not have to qualify JEE (Main) 2021 and will be allowed to directly appear in JEE (Advanced) 2021 on the basis of their successful registration to appear in JEE (Advanced) 2020. This relaxation of existing eligibility criteria will be in addition to proportionate relaxation of age bar.

Further, it was decided that these candidates would be considered in addition to and not as part of the total number of candidates who would qualify from JEE (Main) 2021 for appearing in JEE (Advanced) 2021.

IIT Delhi was the organising institute for the JEE (Advanced) 2020.

Source: IIT, Delhi

Link: <https://home.iitd.ac.in/news-jab.php>

18. Test Practice Centres (TPCs)

The Ministry of Education has mandated the NTA to set up, establish and create a network of Test Practice Centres for candidates, especially in remote and rural areas to enable them to practice and be comfortable in taking a Computer Based Test (CBT). This facility is completely free of cost. Candidates can register online (on NTA website) where they are provided a convenient TPC near their location to practice on a given computer node. This facilitates the process of being able to take a Computer Based Test (CBT).

The entire experience of using a computer is close to the actual experience of taking a CBT. All efforts are made to provide practice tests and questions so that candidates can familiarize themselves with logging into the system, go through the detailed instructions regarding the test, use the mouse or numeric keyboard on screen (virtual) for attempting each question, scroll down to the next question, navigate between questions, review and edit their options and submit answers. **(refer to Appendix-VII for details).**

19. Common Services Centres/Facilitation Centres

Candidates who are not well conversant and submitting face difficulties in the online application due to various constraints, can use the services of Common Services Centre, Ministry of Electronics and Information Technology, Government of India under



the Digital India initiatives of Hon'ble Prime Minister. The Common Services Centre (CSC) scheme is a part of the ambitious National e-Governance Plan (NeGP) of Government of India and is managed at each village panchayat level by a Village level Entrepreneur (VLE).

There are more than 1.5 lakhs Common Services Centres (CSC) across the country which will provide the desired support to candidates from urban as well as rural areas in online submission of Application Form and payment of fee through e-wallet. The list of the Common Services Centre is available on website: www.csc.gov.in. To know the nearest Common Services Centre, please open the link - <http://gis.csc.gov.in/locator/csc.aspx>.

20. National Test Abhyas

The National Testing Agency (NTA), India's premier autonomous testing organisation for conducting entrance examinations for admission in higher education institutions, launched a mobile app called the “**National Test Abhyas**” - to enable candidates to take mock tests for various competitive exams such as JEE Main, NEET, UGC-NET, and other exams under the NTA's purview. The app had been launched to facilitate candidates' access to high quality mock tests in the safety and comfort of their homes, since NTA's Test-Practice Centers (TPCs) were closed during the ongoing Covid-19 pandemic.

With this facility for the candidates, India has taken the lead in restoring a semblance of normalcy in one more crucial area – education – even as we tackle these unprecedented times that have led to significant changes in life around the world.

Candidates across the country can use the App to access high quality tests, free of cost, in a bid to be fully prepared for the upcoming JEE (Main), NEET (UG) and other competitive exams. The tests can be easily downloaded and taken off-line, thus accommodating candidates with low bandwidth internet connections.

The app works on Android-based and iOS smartphones and tablets and can be downloaded from Google Play Store or App Store. Once candidates download the app, they simply need to sign-up or register with some basic details, create a free account, and then start accessing mock tests free of cost for their selected examination(s).

In addition to that NTA has developed an extensive support system at <http://nta.ac.in/abhyas/help> with live help available every day between 12am and 9am.

The National Test Abhyas is available on website: <https://www.nta.ac.in/Abhyas> and Play Store: <https://play.google.com/store/apps/details?id=com.abhyas.nta.com>

21. Query Redressal System (QRS)

National Testing Agency (NTA) has established a Query Redressal System (QRS), an online web-enabled system developed by NTA. QRS is the platform based on web technology that primarily aims to enable submission of queries/grievances by the Registered Candidate(s) of JEE (Main)-2021 Examination with (24x7) facility for speedy



and favorable redressal of the queries/grievances. A Unique Registration Number will be generated for tracking the status of the queries/grievances.

The Registered Candidate(s) are advised to use the online facility for the speedy response.

22. Correspondence with NTA

All the correspondence should preferably be addressed by e-mail. The email query shall be addressed only if it is not anonymous and contains the name, postal address and contact number of the sender. An email containing vague or general queries and other queries as contained in the Information Bulletin shall not be entertained. Queries shall not be entertained from person claiming to be representatives, associates or officiates of the applicant candidate. The following information shall not be revealed by phone or email:

- a. Internal documentation/status.
- b. Internal decision-making process of NTA. Any claim/counter claim thereof.
- c. Dates and venue of internal meetings or name of the staff/officers dealing with it.
- d. Any information which cannot be revealed in the opinion of NTA.

23. Weeding Out Rules

The record of Joint Entrance Examination JEE (Main)-2021 would be preserved upto 90 days from the date of declaration of result.

24. Legal Jurisdiction

All disputes pertaining to the conduct of January JEE (Main)-2021 Examination including Results shall fall within the jurisdiction of Delhi only. The Director (Admin) of the NTA shall be the official by whose designation the NTA may sue or be sued.



Appendix-I

Certificate regarding physical limitation to write in an examination

Certificate No. _____ Dated _____

This is to certify that Mr./Ms. _____

Aged _____ Years, Son/Daughter of Mr./Mrs. _____

R/o _____

Affix Passport size Photograph of the candidate (same as uploaded on the Online Application Form) duly attested by the issuing authority

with JEE (Main) 2021 Application No. _____ and JEE (Main) 2021 Roll No. _____,

has the following Disability (name of the Specified Disability) _____ in (percentage) of _____ (in words) _____ (in Figures).

- **Please tick on the “Specified Disability”**
(Assessment may be done on the basis of Gazette of India. Extraordinary, Part-II, Section 3 Sub-section (ii), Ministry of Social Justice and Empowerment)

S. No.	Category	Type of Disability	Specified Disability
1.	Physical Disability	Locomotor Disability*	a. Leprosy cured person, b. cerebral palsy, c. dwarfism, d. muscular dystrophy, e. acid attack victims.
		Visual Impairment*	a. blindness, b. low vision
		Hearing Impairment*	a. deaf, b. hard of hearing
		Speech & Language Disability	Permanent disability arising out of conditions such as laryngectomy or aphasia affecting one or more components of speech and language due to organic or neurological causes.
2.	Intellectual Disability		a. specific learning Disability (Perceptual Disabilities, Dyslexia, Dyscalculia, Dyspraxia & Development Aphasia) b. autism spectrum disorder
3.	Mental Behaviour		a. mental illness
4.	Disability caused due to	i. Chronic Neurological Conditions	a. multiple sclerosis b. Parkinsonism
		ii. Blood disorder	a. Haemophilia, b. Thalassemia, c. Sickle cell disease
5.	Multiple Disabilities		More than one of the above specified disabilities including deaf blindness

This is to further certify that he/she has physical limitation which hampers his/her writing capabilities to write the examination owing to his/her disability.

Signature

Name: _____

Chief Medical Officer/ Civil Surgeon/ Medical Superintendent
Government Health Care Institution with Seal



Appendix-II

Letter of Undertaking for Using Own Scribe

I _____, a candidate with _____ (name of the disability) appearing for the _____ (name of the examination) bearing Application No. _____ at _____ (name of the centre) in the District _____, _____ (name of the State).

I do hereby state that _____ (name of the scribe) will provide the service of scribe/reader/lab assistant for the undersigned for taking the aforesaid examination.

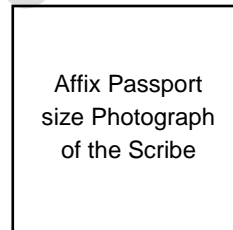
I do hereby undertake that his qualification is _____.

I further certify that the scribe whose photograph and particulars are mentioned below, is not COVID-19 + and a certificate to this effect from Competent Authority is enclosed to this letter.

(Signature of the candidate with disability)

Place:

Date:



(Self-Attested Photograph)

Name of Scribe	ID of the Scribe	ID Number



Appendix - III

List of Examination Cities for JEE (Main) 2021

JEE (Main) 2021 will be conducted in the following Cities, provided there are sufficient numbers of candidates in the City:

STATE	S. NO	CITY	CITY CODE
ANDAMAN AND NICOBAR	1	PORT BLAIR	AN01
ANDHRA PRADESH	2	ANANTAPUR	AP01
ANDHRA PRADESH	3	BHIMAVARAM	AP03
ANDHRA PRADESH	4	CHIRALA	AP04
ANDHRA PRADESH	5	CHITTOOR	AP05
ANDHRA PRADESH	6	ELURU	AP06
ANDHRA PRADESH	7	GUNTUR	AP07
ANDHRA PRADESH	8	KADAPA	AP08
ANDHRA PRADESH	9	KAKINADA	AP09
ANDHRA PRADESH	10	KURNOOL	AP10
ANDHRA PRADESH	11	NELLORE	AP11
ANDHRA PRADESH	12	ONGOLE	AP12
ANDHRA PRADESH	13	RAJAHMUNDRY	AP13
ANDHRA PRADESH	14	SRIKAKULAM	AP14
ANDHRA PRADESH	15	TIRUPATHI	AP16
ANDHRA PRADESH	16	VIJAYAWADA	AP17
ANDHRA PRADESH	17	VISAKHAPATNAM	AP18
ANDHRA PRADESH	18	VIZIANAGARAM	AP19
ANDHRA PRADESH	19	NARASARAOPET	AP20
ANDHRA PRADESH	20	PRODDATUR	AP21
ANDHRA PRADESH	21	SURAMPALEM	AP23
ARUNACHAL PRADESH	22	ITANAGAR/ NAHARLAGUN	AL01
ASSAM	23	DIBRUGARH	AM01
ASSAM	24	GUWAHATI	AM02
ASSAM	25	JORHAT	AM03
ASSAM	26	SILCHAR(ASSAM)	AM04
ASSAM	27	TEZPUR	AM05
BIHAR	28	AURANGABAD (BIHAR)	BR01
BIHAR	29	BHAGALPUR	BR02
BIHAR	30	DARBHANGA	BR04
BIHAR	31	GAYA	BR05
BIHAR	32	MUZAFFARPUR	BR06
BIHAR	33	PATNA	BR07
BIHAR	34	PURNEA	BR08
BIHAR	35	ARRAH	BR09
BIHAR	36	GOPALGANJ	BR10
BIHAR	37	NALANDA	BR11
BIHAR	38	SAMASTIPUR	BR12

BIHAR	39	BEGUSARAI	BR13
BIHAR	40	EAST CHAMPARAN	BR14
BIHAR	41	MADHUBANI	BR15
BIHAR	42	NAWADA	BR16
BIHAR	43	ROHTAS	BR17
BIHAR	44	SITAMARHI	BR18
BIHAR	45	SIWAN	BR19
BIHAR	46	WEST CHAMPARAN	BR20
CHANDIGARH	47	CHANDIGARH/ MOHALI	CH01
CHHATTISGARH	48	BHILAI NAGAR/DURG	CG01
CHHATTISGARH	49	BILASPUR (CHHATTISGARH)	CG02
CHHATTISGARH	50	RAIPUR	CG03
DADRA & NAGAR HAVELI	51	DADRA & NAGAR HAVELI	DN01
DAMAN & DIU	52	DAMAN	DD01
DAMAN & DIU	53	DIU	DD02
DELHI	54	DELHI/NEW DELHI	DL01
GOA	55	PANAJI/MADGAON	GO01
GUJARAT	56	AHMEDABAD/ GANDHINAGAR	GJ01
GUJARAT	57	ANAND	GJ02
GUJARAT	58	BHAVNAGAR	GJ03
GUJARAT	59	JAMNAGAR	GJ06
GUJARAT	60	JUNAGADH	GJ07
GUJARAT	61	MEHSANA	GJ08
GUJARAT	62	RAJKOT	GJ10
GUJARAT	63	SURAT	GJ11
GUJARAT	64	VADODARA	GJ12
GUJARAT	65	VALSAD/VAPI	GJ13
GUJARAT	66	HIMATNAGAR	GJ14
GUJARAT	67	NAVSARI	GJ15
GUJARAT	68	BHARUCH	GJ16
GUJARAT	69	BHUJ	GJ17
HARYANA	70	AMBALA	HR01
HARYANA	71	FARIDABAD	HR03
HARYANA	72	GURUGRAM	HR04
HARYANA	73	HISSAR	HR05
HARYANA	74	KARNAL	HR06
HARYANA	75	KURUKSHETRA	HR07
HARYANA	76	PANIPAT	HR08
HARYANA	77	SONIPAT	HR09
HARYANA	78	YAMUNA NAGAR	HR10



HARYANA	79	REWARI	HR11
HARYANA	80	ROHTAK	HR12
HARYANA	81	BHIWANI	HR13
HARYANA	82	MAHENDRAGARH	HR14
HIMACHAL PRADESH	83	BILASPUR (HIMACHAL PRADESH)	HP01
HIMACHAL PRADESH	84	HAMIRPUR (HIMACHAL PRADESH)	HP03
HIMACHAL PRADESH	85	KANGRA/PALAMPUR	HP04
HIMACHAL PRADESH	86	SHIMLA	HP06
HIMACHAL PRADESH	87	SOLAN	HP07
HIMACHAL PRADESH	88	MANDI	HP08
HIMACHAL PRADESH	89	UNA	HP09
HIMACHAL PRADESH	90	KULLU	HP10
HIMACHAL PRADESH	91	SIRMAUR	HP11
JAMMU AND KASHMIR	92	BARAMULLA	JK01
JAMMU AND KASHMIR	93	JAMMU	JK02
JAMMU AND KASHMIR	94	SAMBA	JK03
JAMMU AND KASHMIR	95	SRINAGAR (J & K)	JK04
JAMMU AND KASHMIR	96	ANANTNAG	JK05
JAMMU AND KASHMIR	97	PULWAMA	JK06
JHARKHAND	98	BOKARO STEEL CITY	JH01
JHARKHAND	99	DHANBAD	JH02
JHARKHAND	100	JAMSHEDPUR	JH03
JHARKHAND	101	RANCHI	JH04
JHARKHAND	102	HAZARIBAGH	JH05
JHARKHAND	103	RAMGARH	JH06
JHARKHAND	104	GIRIDIH	JH07
KARNATAKA	105	BELAGAVI(BELGAUM)	KK02
KARNATAKA	106	BELLARY	KK03
KARNATAKA	107	BENGALURU	KK04
KARNATAKA	108	BIDAR	KK05
KARNATAKA	109	DAVANAGERE	KK06
KARNATAKA	110	GULBARGA	KK08
KARNATAKA	111	HASSAN	KK09
KARNATAKA	112	DHARWAD/HUBBALLI (HUBLI)	KK10
KARNATAKA	113	MANGALURU (MANGALORE)	KK12
KARNATAKA	114	MYSURU(MYSORE)	KK14
KARNATAKA	115	SHIVAMOGA (SHIMOGA)	KK15
KARNATAKA	116	TUMAKURU	KK16
KARNATAKA	117	UDUPI/MANIPAL	KK17
KARNATAKA	118	MANDYA	KK18
KERALA	119	ALAPPUZHA/ CHENGANNUR	KL01

KERALA	120	ERNAKULAM/ ANGAMALY/ MOOVATTUPUZHA	KL04
KERALA	121	IDUKKI	KL05
KERALA	122	KANNUR	KL07
KERALA	123	KASARAGOD	KL08
KERALA	124	KOLLAM	KL09
KERALA	125	KOTTAYAM	KL11
KERALA	126	KOZHIKODE	KL12
KERALA	127	MALAPPURAM	KL13
KERALA	128	PALAKKAD	KL15
KERALA	129	PATHANAMTHITTA	KL16
KERALA	130	THIRUVANANTHAPURAM	KL17
KERALA	131	THRISSUR	KL18
KERALA	132	WAYANAD	KL19
LAKSHADWEEP	133	KAVARATTI	LD01
LEH AND LADHAK	134	LEH	LL01
MADHYA PRADESH	135	BALAGHAT	MP01
MADHYA PRADESH	136	BETUL	MP02
MADHYA PRADESH	137	BHOPAL	MP03
MADHYA PRADESH	138	CHHINDWARA	MP05
MADHYA PRADESH	139	GWALIOR	MP06
MADHYA PRADESH	140	INDORE	MP07
MADHYA PRADESH	141	JABALPUR	MP08
MADHYA PRADESH	142	REWA	MP11
MADHYA PRADESH	143	SAGAR	MP12
MADHYA PRADESH	144	SATNA	MP13
MADHYA PRADESH	145	UJJAIN	MP15
MADHYA PRADESH	146	DHAR	MP16
MADHYA PRADESH	147	HOSHANGABAD	MP17
MADHYA PRADESH	148	KHARGONE (WEST NIMAR)	MP18
MADHYA PRADESH	149	DEWAS	MP19
MADHYA PRADESH	150	VIDISHA	MP20
MAHARASHTRA	151	AHMEDNAGAR	MR01
MAHARASHTRA	152	AKOLA	MR02
MAHARASHTRA	153	AMRAVATI	MR03
MAHARASHTRA	154	AURANGABAD (MAHARASHTRA)	MR04
MAHARASHTRA	155	CHANDRAPUR	MR09
MAHARASHTRA	156	DHULE	MR10
MAHARASHTRA	157	JALGAON	MR13
MAHARASHTRA	158	KOLHAPUR	MR14
MAHARASHTRA	159	LATUR	MR15
MAHARASHTRA	160	MUMBAI/NAVI MUMBAI	MR16



MAHARASHTRA	161	NAGPUR	MR17
MAHARASHTRA	162	NANDED	MR18
MAHARASHTRA	163	NASHIK	MR19
MAHARASHTRA	164	PUNE	MR22
MAHARASHTRA	165	RAIGAD	MR23
MAHARASHTRA	166	RATNAGIRI	MR24
MAHARASHTRA	167	SANGLI	MR25
MAHARASHTRA	168	SATARA	MR26
MAHARASHTRA	169	SOLAPUR	MR27
MAHARASHTRA	170	THANE	MR28
MAHARASHTRA	171	WARDHA	MR29
MAHARASHTRA	172	BEED	MR30
MAHARASHTRA	173	BHANDARA	MR31
MAHARASHTRA	174	BULDHANA	MR32
MAHARASHTRA	175	PALGHAR	MR33
MAHARASHTRA	176	YAVATMAL	MR34
MAHARASHTRA	177	GONDIA	MR35
MANIPUR	178	IMPHAL	MN01
MEGHALAYA	179	SHILLONG	MG01
MEGHALAYA	180	EAST KHASI HILLS	MG02
MIZORAM	181	AIZAWL	MZ01
NAGALAND	182	DIMAPUR	NL01
NAGALAND	183	KOHIMA	NL02
ODISHA	184	BALASORE (BALESWAR)	OR02
ODISHA	185	BERHAMPUR / GANJAM	OR03
ODISHA	186	BHUBANESWAR	OR04
ODISHA	187	CUTTACK	OR05
ODISHA	188	DHENKANAL	OR06
ODISHA	189	ROURKELA	OR08
ODISHA	190	SAMBALPUR	OR09
ODISHA	191	ANGUL	OR10
ODISHA	192	BHADRAK	OR11
ODISHA	193	MAYURBHANJ/ BARIPADA	OR12
ODISHA	194	JAJPUR	OR13
ODISHA	195	KENDRAPARA	OR14
ODISHA	196	KENDUJHAR (KEONJHAR)	OR15
ODISHA	197	PURI	OR16
ODISHA	198	JAGATSINGHPUR	OR17
ODISHA	199	BHAWANIPATNA / KALAHANDI	OR18
ODISHA	200	JEYPORE / KORAPUT	OR19
OUT-SIDE INDIA	201	BAHRAIN	ZZ01
OUT-SIDE INDIA	202	COLOMBO	ZZ02
OUT-SIDE INDIA	203	DOHA	ZZ03

OUT-SIDE INDIA	204	DUBAI	ZZ04
OUT-SIDE INDIA	205	KATHMANDU	ZZ05
OUT-SIDE INDIA	206	MUSCAT	ZZ06
OUT-SIDE INDIA	207	RIYADH	ZZ07
OUT-SIDE INDIA	208	SHARJAH	ZZ08
OUT-SIDE INDIA	209	SINGAPORE	ZZ09
OUT-SIDE INDIA	210	KUWAIT	ZZ10
PUDUCHERRY	211	PUDUCHERRY	PO01
PUNJAB	212	AMRITSAR	PB01
PUNJAB	213	BHATINDA	PB02
PUNJAB	214	JALANDHAR	PB04
PUNJAB	215	LUDHIANA	PB05
PUNJAB	216	PATHANKOT	PB07
PUNJAB	217	PATIALA/ FATEHGARH SAHIB	PB08
PUNJAB	218	SANGRUR	PB11
PUNJAB	219	SAHIBZADA AJIT SINGH NAGAR	PB12
PUNJAB	220	HOSHIARPUR	PB13
RAJASTHAN	221	AJMER	RJ01
RAJASTHAN	222	ALWAR	RJ02
RAJASTHAN	223	BIKANER	RJ05
RAJASTHAN	224	JAIPUR	RJ06
RAJASTHAN	225	JODHPUR	RJ07
RAJASTHAN	226	KOTA	RJ08
RAJASTHAN	227	SIKAR	RJ09
RAJASTHAN	228	SRIGANGANAGAR	RJ10
RAJASTHAN	229	UDAIPUR	RJ11
RAJASTHAN	230	BHILWARA	RJ12
RAJASTHAN	231	JHUNJHUNU	RJ13
RAJASTHAN	232	NAGPUR	RJ14
RAJASTHAN	233	SAWAI MADHOPUR	RJ15
RAJASTHAN	234	BHARATPUR	RJ16
RAJASTHAN	235	DAUSA	RJ17
RAJASTHAN	236	KARALI	RJ18
SIKKIM	237	GANGTOK	SM01
TAMIL NADU	238	CHENNAI	TN01
TAMIL NADU	239	COIMBATORE	TN02
TAMIL NADU	240	CUDDALORE	TN03
TAMIL NADU	241	KANCHIPURAM	TN05
TAMIL NADU	242	KANYAKUMARI/ NAGERCOIL	TN06
TAMIL NADU	243	MADURAI	TN08
TAMIL NADU	244	NAMAKKAL	TN10
TAMIL NADU	245	SALEM	TN11
TAMIL NADU	246	THANJAVUR	TN12



TAMIL NADU	247	THOOTHUKUDI	TN13
TAMIL NADU	248	TIRUCHIRAPPALLI	TN14
TAMIL NADU	249	TIRUNELVELI	TN15
TAMIL NADU	250	TIRUVALLUR	TN16
TAMIL NADU	251	VELLORE	TN18
TAMIL NADU	252	VIRUDHUNAGAR	TN20
TAMIL NADU	253	KRISHNAGIRI	TN21
TAMIL NADU	254	TIRUPUR	TN22
TAMIL NADU	255	VILUPPURAM	TN23
TELANGANA	256	HYDERABAD/ SECUNDERABAD/ RANGA REDDY	TL01
TELANGANA	257	KARIMNAGAR	TL02
TELANGANA	258	KHAMMAM	TL03
TELANGANA	259	MAHBUBNAGAR	TL04
TELANGANA	260	NALGONDA	TL05
TELANGANA	261	WARANGAL	TL07
TELANGANA	262	NIZAMABAD	TL08
TELANGANA	263	SURYAPET	TL09
TELANGANA	264	MAHABUBABAD	TL10
TELANGANA	265	SIDDIPET	TL11
TRIPURA	266	AGARTALA	TA01
UTTAR PRADESH	267	AGRA	UP01
UTTAR PRADESH	268	ALIGARH	UP02
UTTAR PRADESH	269	ALLAHABAD/ PRAYAGRAJ	UP03
UTTAR PRADESH	270	BAREILLY	UP04
UTTAR PRADESH	271	FAIZABAD	UP06
UTTAR PRADESH	272	GHAZIABAD	UP07
UTTAR PRADESH	273	GORAKHPUR	UP08
UTTAR PRADESH	274	NOIDA/GREATER NOIDA	UP09
UTTAR PRADESH	275	JHANSI	UP10
UTTAR PRADESH	276	KANPUR	UP11
UTTAR PRADESH	277	LUCKNOW	UP12
UTTAR PRADESH	278	MATHURA	UP13
UTTAR PRADESH	279	MEERUT	UP14
UTTAR PRADESH	280	MORADABAD	UP15
UTTAR PRADESH	281	MUZAFFARNAGAR	UP16
UTTAR PRADESH	282	SITAPUR	UP17
UTTAR PRADESH	283	VARANASI	UP18
UTTAR PRADESH	284	AZAMGARH	UP19
UTTAR PRADESH	285	BALLIA	UP20
UTTAR PRADESH	286	BIJNOR	UP21
UTTAR PRADESH	287	FIROZABAD	UP22
UTTAR PRADESH	288	GHAZIPUR	UP23

UTTAR PRADESH	289	JAUNPUR	UP24
UTTAR PRADESH	290	AMBEDKAR NAGAR	UP25
UTTAR PRADESH	291	BANDA	UP26
UTTAR PRADESH	292	BARABANKI	UP27
UTTAR PRADESH	293	BASTI	UP28
UTTAR PRADESH	294	BULANDSHAHR	UP29
UTTAR PRADESH	295	DEORIA	UP30
UTTAR PRADESH	296	ETAWAH	UP31
UTTAR PRADESH	297	JALAUN (ORAI)	UP32
UTTAR PRADESH	298	KUSHINAGAR	UP33
UTTAR PRADESH	299	LAKHIMPUR KHERI	UP34
UTTAR PRADESH	300	MAU	UP35
UTTAR PRADESH	301	MIRZAPUR	UP36
UTTAR PRADESH	302	RAEBAREILI	UP37
UTTAR PRADESH	303	SAHARANPUR	UP38
UTTAR PRADESH	304	SHAHJANPUR	UP39
UTTAR PRADESH	305	SULTANPUR	UP40
UTTAR PRADESH	306	CHANDAULI	UP41
UTTAR PRADESH	307	SONBHADRA	UP42
UTTAR PRADESH	308	PRATAPGARH	UP43
UTTARAKHAND	309	DEHRADUN	UK01
UTTARAKHAND	310	HALDWANI	UK02
UTTARAKHAND	311	HARIDWAR	UK03
UTTARAKHAND	312	NAINITAL	UK04
UTTARAKHAND	313	PANTNAGAR	UK05
UTTARAKHAND	314	ROORKEE	UK06
UTTARAKHAND	315	UDHAM SINGH NAGAR	UK07
UTTARAKHAND	316	PAURI GARHWAL	UK08
UTTARAKHAND	317	ALMORA	UK09
WEST BENGAL	318	ASANSOL	WB01
WEST BENGAL	319	BURDWAN (BARDHAMAN)	WB02
WEST BENGAL	320	DURGAPUR	WB04
WEST BENGAL	321	HOOGHLY	WB06
WEST BENGAL	322	HOWRAH	WB07
WEST BENGAL	323	KALYANI	WB08
WEST BENGAL	324	KOLKATA	WB10
WEST BENGAL	325	SILIGURI	WB11
WEST BENGAL	326	NORTH 24 PARGANAS	WB12
WEST BENGAL	327	PASCHIM MEDINIPUR	WB13
WEST BENGAL	328	PURBA MEDINIPUR	WB14
WEST BENGAL	329	SOUTH 24 PARGANAS	WB15
WEST BENGAL	330	BANKURA	WB16
WEST BENGAL	331	NADIA	WB17



Appendix – IV

Procedure for Online Payment of Fee and Helpline for Payment Related Queries

After completing Step-3 of **Online** Application Form, the candidate may see (**Step -4**) for remitting the examination fee in the following manner:

- Check the validity of the Debit/ Credit Card and keep it ready with you while logging on to website for submitting Application Form. Candidate should enter the information asked for and make payment through Debit/ Credit Card.
- Through Net Banking, check the balance in your account and keep all credentials ready with you while logging on to website for making payment. Candidate should login with his/her credentials of net banking and make payment accordingly.
- For payment through an UPI Service, check whether there is requisite balance in the Bank Account / Wallet to which the concerned UPI is linked.
- For payment through Paytm, check whether there is requisite balance in the Account / Wallet to which it is linked.

Prescribed Examination Fee (please see the Information at a Glance) can be paid through any Bank/Payment Gateway in any Payment Mode [service/processing charges per transaction & GST applicable thereon @ 18 % are to be borne by the candidate (except for payment made through Visa/Master Debit Card):

S. No	Mode of Payment	ICICI BANK		HDFC BANK		CANARA BANK		STATE BANK OF INDIA		PAYTM			
		ICICI	NIL Charge	HDFC	NIL Charge	Canara Bank	NIL Charge	SBI	Rs 5.00+GST	Rs 4 +GST			
1	Net Banking	Other Banks	4.00 + GST	Other Banks	4.00 + GST	Other Banks	5.00 + GST	Other Banks					
2	All Debit Card	ICICI or Other Banks	Transaction upto Rs 2000/-	0 %	HDFC or Other Banks	Transaction upto Rs 2000/-	0 %	Canara Bank or Other Banks	Nil Charge	Nil	Transaction upto Rs 2000/-	0 %	
			Transaction above Rs 2000/-	0.5 % + GST		Transaction above Rs 2000/-	0 %				Transaction above Rs 2000/-	0.8 % + GST	
3	Credit Card	Domestic	0.40% of Transaction value		Domestic	0.40% of Fee + GST		Domestic	0.80% of Fee + GST	Domestic	0.80% of Fee+ GST (Minimum Rs 11/-)	Domestic (Minimum Rs. 12)	0.4 % + GST
		International	2.35% of Transaction value		International	Nil Charge		International	2.35% of Fee+ GST	International	3.50% of Fee+ GST (Minimum Rs 11/-)	International	3.5 % + GST
4	Unified Payment Interface (UPI)	ICICI or other banks	Transaction upto Rs 2000/-	0 %	Nil Charge						Transaction upto Rs 2000/-	0 %	
			Transaction above Rs 2000/-	5.0 % + GST							Transaction above Rs 2000/-	0.65 % + GST	
										PAYTM Wallet Charge	0.8 % + GST		



Note: In case, the fee payment status is not 'OK', or Confirmation Page of the Online Application is not generated after fee payment (completion of Step-4) of the candidate is advised to contact the helpline number/email of the concerned Bank/Payment Gateway Integrator, as mentioned below:-

(a) If Paying through State Bank of India (SBI):

Level	Name	Email ID	Contact Number
1	Helpdesk	dgmcs.cc@sbi.co.in	18004253800
2	Helpdesk3	sbi.05222@sbi.co.in	08026599990
3	Customer Care	agmcustomer.lhodel@sbi.co.in	1800112211
4	Through SMS	UNHAPPY (add text)	8008202020

(b) If Paying through Canara Bank:

Level	Name	Email ID	Contact Number
1	Helpdesk	pggsupport@billdesk.com	01202400850/1 9971262371
2	Complaint Management Services	genadmnrnoida@canarabank.com	01202400850/1
3	Customer Care	genadmnrnoida@canarabank.com	9971262371
4	Through SMS	genadmnrnoida@canarabank.com	01202400850/1

(c) If Paying through HDFC Bank:

Level	Name	Email ID	Contact Number
1	Shri Vikram Singh	vikram.singh4@hdfcbank.com	9799810080
2.	Amit Singh	amit.singh26@hdfcbank.com	7428869770
3	Shri Ripon Bhattacharjee	ripon.bhattacharjee@hdfcbank.com	9625031697

(d) If Paying through ICICI Bank:

Level	Name	Email ID	Contact Number
1	Aiysha Khatun	support.nta@ingenico.com	01204728426
2	Vishal Kumar	vishal.kumar5@icicibank.com	7428928047
3	Mohit Bhatia	mohit.bhatia@icicibank.com	9810086455

(e) If Paying through PAYTM:

Level	Name	Email ID	Contact Number
1	Shailesh	education.support@paytm.com	7827407411
2	Ambreen Fatma	education.support@paytm.com	0120-4789521



Appendix-V

Computer Based Test (CBT)

The major examinations being conducted by NTA are Computer Based Test (CBT). A CBT requires candidates to sit in front of a computer terminal (node) allocated to them against their Roll number and Admit card. After logging the candidate will get detailed instructions for the examinations. At the designated time of start of examination, the candidates will be able to proceed and see the questions on the computer screen using the computer mouse. Candidates will have the option to change / modify/ edit / answers already entered any time during the examination.

Procedure for appearing in Computer Based Test (CBT):

(Sample/mock test will be available on NTA website: www.nta.ac.in for hands on practice)

- A computer terminal (node) indicating Roll Number will be allocated to each candidate. Candidates should find and sit on their allocated computers only. Any candidate found to have changed room/hall or the computer on their own other than the one allotted would lead to cancellation of candidature and no plea in this regard would be entertained.
- For login, the candidate will have to enter **login-ID and password**. The computer terminal allotted to the candidate will display WELCOME login screen, Candidate's photograph and NET subject opted by the candidate.

Candidate Login Page

Candidate Welcome Screen








- After login, the candidate shall be able to see the detailed instructions for the examination. Candidates are advised to go through the instructions carefully regarding the type of questions and marking scheme. At the designated time of start of the examination, the candidates will be able to proceed and see the questions on the computer screen.



General Instruction Page

Please read the instructions carefully

General Instructions:

1. Total duration of examination is 60 minutes.
2. The clock will be set at the server. The countdown timer in the top right corner of screen will display the remaining time available for you to complete the examination. When the timer reaches zero, the examination will end by itself. You will not be required to end or submit your examination.
3. The Questions Palette displayed on the right side of screen will show the status of each question using one of the following symbols:
 -  You have not visited the question yet.
 -  You have not answered the question.
 -  You have answered the question.
 -  You have NOT answered the question but have marked the question for review.
 -  The question(s) "Answered and Marked for Review" will be considered for evaluation.
4. You can click on the ">" arrow which appears to the left of question palette to collapse the question palette thereby maximizing the question window. To view the question palette again, you can click on "<" which appears on the right side of question window.
5. You can click on your "Profile" image on top right corner of your screen to change the language during the exam for entire question paper. On clicking of Profile image you will get a drop-down to change the question content to the desired language.
6. You can click on  to navigate to the bottom and  to navigate to top of the question are, without scrolling.

Navigating to a Question:

7. To answer a question, do the following:
 - a. Click on the question number in the Question Palette at the right of your screen to go to that numbered question directly. Note that using this option does NOT save your answer to the current question.
 - b. Click on **Save & Next** to save your answer for the current question and then go to the next question.
 - c. Click on **Mark for Review & Next** to save your answer for the current question, mark it for Review, and then go to the next question.

Answering a Question:

8. Procedure for answering a Multiple-Choice type question:
 - a. To select your answer, click on the button of one of the options.
 - b. To deselect your chosen answer, click on the button of the chosen option again or click on the **Clear Response** button
 - c. To change your chosen answer, click on the button of another option



- d. To save your answer, you MUST click on the Save & Next button.
 - e. To mark the question for review, click on the Mark for Review & Next button.
9. To change your answer to a question that has already been answered, first select that question for answering and then follow the procedure for answering that type of question.

Navigating through sections:

- 10. Sections in this question paper are displayed on the top bar of the screen. Questions in a Section can be viewed by click on the section name. The Section you are currently viewing is highlighted.
- 11. After click the **Save & Next** button on the last question for a section, you will automatically be taken to the first question of the next section.
- 12. You can shuffle between sections and questions anything during the examination as per your convenience only during the time stipulated.
- 13. Candidate can view the corresponding section summery as part of the legend that appears in every section above the question palette.

The keyboard attached to the computer, if any, will be disabled during the entire duration of the examination. Depending on the type of question, the answers to questions can either be entered by clicking on the virtual on-screen keyboard (numeric or otherwise) using the computer mouse or by clicking the chosen option(s) using the computer mouse. Candidates will have the option to change/modify answers already entered anytime during the entire duration of the examination.

In case the computer/mouse allotted to any candidate malfunctions anytime during the test, he/she will be immediately allotted another computer system and the time lost due to this will be adjusted in the server so as to give the candidate the full allotted time.

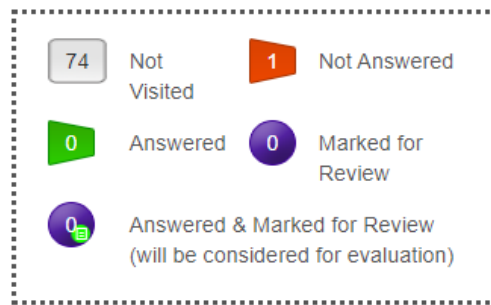
The on-screen computer clock counter of every candidate will be set at the server. The countdown timer in the top right side of computer screen will display the time remaining (in minutes) available for the candidate to complete the examination. When the timer reaches zero, the examination will end by itself. Candidate will not be required to end or submit the examination.

The screenshot displays the examination interface with the following elements:

- Candidate Information:** Candidate Name: [Your Name], Exam Name: UGC-NET, Subject Name: English-Paper 2-Dec-2019, Remaining Time: 01:59:39. A language dropdown menu is set to 'English'.
- Question 1:** "Which of the following combinations best describes the typical methodology of literary research?"
 - (1) Direct, empirical and quantitative
 - (2) Phenomenological, speculative and abstract
 - (3) Textual, critical and historical
 - (4) Synoptic, conceptual and speculative
- Legend:**
 - 99 Not Visited
 - 1 Not Answered
 - 0 Answered
 - 0 Marked for Review
 - 0 Answered & Marked for Review (will be considered for evaluation)
- Navigation and Submission:** Buttons for "SAVE & NEXT", "CLEAR", "SAVE & MARK FOR REVIEW", "MARK FOR REVIEW & NEXT", "<< BACK", "NEXT >>", and "SUBMIT".
- Numeric Keypad:** A grid of buttons for digits 01-55, with 01 highlighted.



- (d) The Question Palette displayed on the screen will show the status of each question using one of the following symbols:



The question(s) “Answered and Marked for Review” status for a question indicates that candidate would like to have a relook at that question again. A candidate has the option of answering a question and simultaneously “Marked for Review”, these answers will be considered for evaluation. However, if a candidate has simply put “Marked for Review” for a question without answering it, the corresponding question marked for review without an answer will not be considered for evaluation. It may be noted that a candidate can return to any “Marked for Review” question any time during the examination by clicking on the corresponding question number icon displayed on the Question Palette of the corresponding section.

- (e) Candidate can click on the “>” arrow which appears to the left of question palette to collapse the question palette thereby maximizing the question viewing window. To view the question palette again, candidate can click on “<” which appears on the right side of question window.
- (f) Candidate can click on to navigate to the bottom and to navigate to the top of the question area, without scrolling. Using the computer mouse the candidate can scroll up and down the question viewing area for viewing the entire question.
- (g) The full paper can be viewed by clicking the “Question Paper” icon on the top right corner of the screen.
- (h) Blank Sheets for doing Rough Work/calculations shall be provided to the candidates. The Blanks Sheets would have a Header page for the candidates to write down his/her Name and Roll Number. All calculations/writing work are to be done only in the Blank Sheets provided at the centre in the examination Room/Hall and on completion of the test candidates must hand over the rough sheets to the invigilator on duty in the Room/Hall.
- (i) **Navigating to a Question To navigate between questions within a Paper, candidate needs to do the following:**
- (a) Click on the question number in the Question Palette at the right of the screen to go to that numbered question directly. Note that using this option does NOT save the answer to the currently displayed question.
- (b) Click on “Save & Next” to save the answer of any question. Clicking on “Save & Next” will save the answer for the current question and the next question will be displayed on the candidate’s computer screen.
- (c) Click on “Mark for Review & Next” to mark a question for review (without answering it) and proceed to the next question.



01	02	03	04	05	06	07	
08	09	10	11	12	13	14	15
16	17	18	19	20	21	22	23
24	25	26	27	28	29	30	31
32	33	34	35	36	37	38	39
40	41	42	43	44	45	46	47
48	49	50	51	52	53	54	55

(j) Answering a Question

To navigate between questions within a Paper, candidate needs to do the following:

Procedure for answering a Multiple-Choice type question:

- (a) To select the option(s), click on the corresponding button(s) of the option(s).
- (b) To deselect the chosen answer, click on the button of the chosen option again or click on the “Clear Response” button.
- (c) To save the answer, the candidate MUST click on the “Save & Next” button.
- (d) To mark the question for review (without answering it), click on the “Mark for Review & Next” button.

(k) Navigating through sections:

- (i) Sections in the question paper are displayed on the top bar of the screen. Questions in a section can be viewed by clicking on the section name. The section in which candidate is currently viewing will be highlighted.
- (ii) After clicking the “Save & Next” button on the last question for a section, candidate will automatically be taken to the first question of the next section.
- (iii) Candidate can shuffle between sections and questions within sections anytime during the examination as per the convenience only during the time stipulated.
- (iv) Candidate can view the corresponding section summary as part of the legend that appears in every section above the question palette.

The screenshot displays the exam interface. At the top, it shows candidate information: Candidate Name: [Your Name], Exam Name: UGC-NET, Subject Name: English-Paper 2-Dec-2019, and Remaining Time: 01:59:39. Below this is a 'Question Panel' for 'Question 1' with the text: 'Which of the following combinations best describes the typical methodology of literary research?' and four options: (1) Direct, empirical and quantitative; (2) Phenomenological, speculative and abstract; (3) Textual, critical and historical; (4) Synoptic, conceptual and speculative. Below the question are radio buttons for each option and a 'Navigation Panel' with buttons: 'SAVE & NEXT', 'CLEAR', 'SAVE & MARK FOR REVIEW', 'MARK FOR REVIEW & NEXT', '<< BACK', 'NEXT >>', and 'SUBMIT'. To the right is a 'Question Palette' showing a grid of question numbers (01-55) with status indicators: '99 Not Visited', '1 Not Answered', '0 Answered', '0 Marked for Review', and '0 Answered & Marked for Review (will be considered for evaluation)'. Blue arrows point from labels to these elements: 'Question Panel' points to the question text, 'Respective Option' points to the radio buttons, 'Navigation Panel' points to the bottom buttons, and 'Question Palette' points to the grid.



(l) **Procedure for answering questions that require inputs from on-screen virtual key board (numeric or otherwise):**

- (a) Candidate will have to use the on-screen virtual keyboard (that would be displayed just below the question statement of these types of questions) and the attached computer mouse to enter his/her answer in the space provided for answer.

On Screen Virtual Keyboard

The screenshot displays the online examination interface. At the top, a header bar shows the candidate's information: Candidate Name: [Your Name], Exam Name: UGC-NET, Subject Name: English-Paper 2-Dec-2019, and Remaining Time: 01:39:39. A language dropdown menu is set to 'English'. Below this, the 'Question 1' section contains a multiple-choice question: 'Which of the following combinations best describes the typical methodology of literary research?' with four options: (1) Direct, empirical and quantitative; (2) Phenomenological, speculative and abstract; (3) Textual, critical and historical; (4) Synoptic, conceptual and speculative. Below the question are radio buttons for each option and four action buttons: 'SAVE & NEXT', 'CLEAR', 'SAVE & MARK FOR REVIEW', and 'MARK FOR REVIEW & NEXT'. At the bottom of the question area are navigation buttons: '<< BACK', 'NEXT >>', and 'SUBMIT'. To the right of the question is a 'Question Palette' showing a grid of question numbers (01-55) and their status: 'Not Visited' (99), 'Not Answered' (1), 'Answered' (0), 'Marked for Review' (0), and 'Answered & Marked for Review (will be considered for evaluation)' (0). Below the palette is a virtual numeric keypad with digits 01-55 and function keys like 'Backspace', 'Enter', and arrow keys. At the bottom of the interface is a full QWERTY virtual keyboard.

- (b) The answer can be changed, if required, anytime during the test. To save the answer, the candidate MUST click on the “Save & Next” button.
- (c) To mark the question for review (without answering it), click on the “Mark for Review & Next” button.

Candidate will have the option to change previously saved answer of any question, anytime during the entire duration of the test. To change the answer to a question that has already been answered, first select the corresponding question from the Question Palette, then click on “Clear Response” to clear the previously entered answer and subsequently follow the procedure for answering that type of question.

(m) **ROUGH WORK:**

All calculations/writing work are to be done only in the rough sheet provided at the Centre in the examination Room/Hall and on completion of the test candidates must hand over the rough sheets to the invigilator on duty in the Room/Hall.

**Appendix-VI****NTA: Test Practice Centres (TPCs)****What is a Test Practice Centre (TPCs)?**

The Ministry of Human Resource Development mandated the NTA to set up, establish and create a network of Test Practice Centres for candidates, especially in remote and rural areas to enable them to practice and be comfortable in taking a Computer Based Test (CBT). This facility is completely free of cost. Candidates can register online (on NTA website) where they are provided a convenient TPC near to their location to practice on a given computer node. This facilitates and eases the process of being able to take a Computer Based Test (CBT). The entire experience of using a computer is close to the actual experience of taking a CBT. All efforts are made to provide practice tests and questions so that candidates can familiarize themselves with logging into the system, go through the detailed instructions regarding the test, use the mouse or numeric keyboard on screen (virtual) for attempting each question, scroll down to the next question, navigate between questions, review and edit their options and submit questions.

The objective of TPCs is primarily to organize test practice for the upcoming NTA examinations.



Appendix - VII

National Testing Agency (NTA)

**Procedure to be adopted for compilation of NTA scores for multi session Papers
(Normalization procedure based on PERCENTILE SCORE)**

NTA may conduct examinations on multiple dates, generally in two sessions per day. The candidates will be given different sets of questions per session and it is quite possible that in spite of all efforts of maintaining equivalence among various question papers, the difficulty level of these question papers administered in different sessions may not be exactly the same. Some of the candidates may end up attempting a relatively tougher set of questions when compared to other sets. The candidates who attempt the comparatively tougher examination are likely to get lower marks as compared to those who attempt the easier one. In order to overcome such a situation, “**Normalization procedure based on Percentile Score**” will be used for ensuring that candidates are neither benefitted nor disadvantaged due to the difficulty level of the examination. With the objective of ensuring that a candidate’s true merit is identified, and that a level playing field is created in the above context, the Normalization Procedure, set out below shall be adopted, for compiling the NTA scores for multi session papers.

The process of Normalization is an established practice for comparing candidate scores across multi session papers and is similar to those being adopted in other large educational selection tests conducted in India. For normalization across sections, NTA shall use the percentile equivalence.

Percentile Scores: Percentile scores are scores based on the relative performance of all those who appear for the examination. Basically the marks obtained are transformed into a scale ranging from 100 to 0 for each session of examinees.

The Percentile Score indicates the percentage of candidates that have scored EQUAL TO OR BELOW (same or lower raw scores) that particular Percentile in that examination. Therefore the topper (highest score) of each session will get the same Percentile of 100 which is desirable. The marks obtained in between the highest and lowest scores are also converted to appropriate Percentiles.

The Percentile score will be the Normalized Score for the examination (instead of the raw marks of the candidate) and shall be used for preparation of the merit lists.

The Percentile Scores will be calculated up to 7 decimal places to avoid bunching effect and reduce ties.

The Percentile score of a Candidate is calculated as follows:

$$\frac{100 \times \text{Number of candidates appeared in the 'Session' with raw score EQUAL TO OR LESS than the candidate}}{\text{Total number of the candidates appeared in the 'Session'}}$$

Note: The Percentile of the Total shall **NOT be** an aggregate or average of the Percentile of individual subject. Percentile score is not the same as percentage of marks obtained.

Example: Suppose a test was held in 4 sessions of examinees as per details given below: -



(Allocation of Days and shifts were done randomly)

(a) Distribution of candidates were as follows:

Session-1: Day-1 Shift-1, **Session-2:** Day-1 Shift-2, **Session-3:** Day-2 Shift-1 and
Session-4: Day-2 Shift-2

Session	Day/Shift	No of Candidates			Marks	
		Absent	Appeared	Total	Highest	Lowest
Session-1	Day-1 Shift-1	3974	28012	31986	335	-39
Session-2	Day-1 Shift-2	6189	32541	38730	346	-38
Session-3	Day-2 Shift-1	6036	41326	47362	331	-49
Session-4	Day-2 Shift-2	9074	40603	49677	332	-44
Total (Session-1 to Session-4)		25273	142482	167755	346	-49

In this method of scoring the HIGHEST RAW SCORE in each paper (irrespective of the raw scores) will be the 100 Percentile indicating that 100% of candidates have scores equal to or lesser than the highest scorer/ topper for that session.

Highest Raw Score and Percentile Score: All the highest raw scores will have normalized Percentile Score of 100 for their respective session.

Session	Total Candidates Appeared	Highest Raw Score	Candidates who scored EQUAL OR LESS THAN Highest Raw Score	Percentile Score	Remarks
Session-1	28012	335	28012	100.000000 [[28012/28012]*100]	i.e. all the highest raw scores would be normalized to 100 Percentile Score for their respective session.
Session -2	32541	346	32541	100.000000 [[32541/32541]*100]	
Session -3	41326	331	41326	100.000000 [[41326/41326]*100]	
Session -4	40603	332	40603	100.000000 [[40603/40603]*100]	

Lowest Raw Score and Percentile Score: Percentile Score of all the lowest raw scores will depend on the total number of candidates who have taken the examination for their respective session.

Session	Total Candidates Appeared	Lowest Raw Score	Candidates who scored EQUAL OR LESS THAN Lowest Raw Score	Percentile Score	Remarks
Session -1	28012	-39	1	0.0035699 [[1/28012]*100]	i.e. Percentile Score of all the lowest raw scores are different i.e. Percentile Score depend on the total number of candidates who have taken the examination for their respective session.
Session -2	32541	-38	1	0.0030730 [[1/32541]*100]	
Session -3	41326	-49	1	0.0024198 [[1/41326]*100]	
Session -4	40603	-44	1	0.0024629 [[1/40603]*100]	



The following is a further explanation of the interpretation of the raw scores and Percentile Score in Session-3 (Day-2 and Shift-1) with 41326 candidates who have taken the examination.

Candidate	Percentile Score	No of Candidates	Raw Score	Remark
A	100.000000 [[41326/41326]*100]	1	331	Indicates that amongst those appeared, 100% have scored either EQUAL TO OR LESS THAN the candidate A (331 raw score).
				It also indicates that no candidate has scored more than the candidate A (331 raw score).
B	90.1224411 [(37244/41326)*100]	77	121	Indicates that amongst those appeared, 90.1224411% have scored either EQUAL TO OR LESS THAN the candidate B (121 raw score).
				It also indicates that remaining candidates have scored more than candidate B (121 raw score).
C	50.4549194 [(20851/41326)*100]	381	41	Indicates that amongst those appeared, 50.4549194% have scored either EQUAL TO OR LESS THAN the candidate C (41 raw score).
				It also indicates that remaining those appeared have scored more than candidate C (41 raw score).
D	31.7040120 [(13102/41326)*100]	789	25	Indicates that amongst those appeared, 31.7040120% have scored either EQUAL TO OR LESS THAN the candidate D (25 raw score).
				It also indicates that remaining candidates have scored more than candidate D (25 raw score).
E	1.1034216 [(456/41326)*100]	100	-15	Indicates that amongst those appeared, 1.1034216% have scored either EQUAL TO OR LESS THAN the candidate E (-15 raw score).
				It also indicates that remaining candidates have scored more than candidate E (-15 raw score).

STEP-BY-STEP PROCEDURE FOR NORMALIZATION AND PREPARATION OF RESULT:

Step-1: Distribution of Examinees in two shifts:

Candidates have to be distributed into two sessions randomly so that each session has approximately equal number of candidates. These two sessions would be as follows:

Session-1: Day-1 Shift-1, **Session-2:** Day-1 Shift-2

In the event of more number of days or less number of shifts, the candidates will be divided accordingly.

This will ensure that there is no bias in the distribution of candidates who shall take the examination. Further, with a large population of examinees spread over the entire country the possibility of such bias becomes remote.



Step-2: Preparation of Results for each Session:

The examination results for **each session** would be prepared in the form of

- Raw Scores
- Percentiles Scores of Total raw scores.

The Percentiles would be calculated for each candidate in the Session as follows:

Let TP1 be the Percentile Scores of Total Raw Score of that candidate.

$$\text{Total Percentile (TP1)} : 100 \times \frac{\text{No. of candidates appeared from the session with raw score EQUAL TO OR LESS than T1 score}}{\text{Total No. of candidates appeared in the session}}$$

Step-3: Compilation of NTA score and Preparation of Result:

The Percentile scores for the Total Raw Score for all the sessions (**Session-1: Day-1 Shift-1, Session-2: Day-1 Shift-2**) as calculated in Step-2 above would be merged and shall be called the NTA scores which will then be used for compilation of result and further processing for deciding the allocation.

In the events of the percentiles for the multi-shifts being dissimilar / unequal, the lowest will be the eligibility cut-off for that category for all candidates (i.e. all shifts).

For Example: In the examination held in two shifts, if the 40% marks correspond to a Percentile score of 78 in Shift 1 and 79 in Shift 2, then all those equal to or above 78 percentiles (Percentile score of 100 to 78) in both shifts will become eligible in General Category. Similar method will be adopted for the other categories to determine eligibility cut-offs. In case the examination is held in more number of shifts the same principle shall apply.



Appendix - VIII

Replica of Online of Application Form



JEE(Main) 2021



Home

Steps to apply online

- ✓ Apply for Online Registration
- ✓ Fill Online Application Form
- ✓ Upload Scanned Photo & Signature
- ✓ Pay Examination Fee

Application Form JEE(Main) 2021

New Registration

Only Registered Candidates Sign In

Application Form JEE(Main) 2021

Application No

Password

Security Pin as shown below (Case Sensitive)

Security Pin 49721F

Sign In

[Forgot Password ?](#)

[Forgot Application No ?](#)

National Testing Agency



Home

Registration

Application Form

Image Upload

Fee Payment

Instructions and Procedure for online submission of Application Form

Download Information Bulletin

- Please read the Instructions, procedure and Information Bulletin carefully before you start filling the Application Form Online.
- You can apply for JEE(Main) 2021 'ON-LINE' only through the official website of JEE(Main) (<https://jeemain.nta.nic.in>).
- Please ensure your eligibility as per the criteria laid down for JEE(Main), JEE (Advanced) and participating State Institutions (as applicable).
- Examination Fees : The Fee for JEE(Main) 2021 per Session is as follows :

Course(s) / Paper(s)	Category/ PwD	Gender	Fee Per Session in India (in Rs.)	Fee Per Session Outside India (In Rs.)
Paper 1: B.E./B. Tech or Paper 2A: B. Arch or Paper 2B: B.Planning	General/Gen-EWS/ OBC(NCL)	Male	650	3000
		Female/ Transgender	325	1500
	SC/ST/PwD	Male	325	1500
		Female/ Transgender	325	1500
Paper 1: B.E./B. Tech & Paper 2A: B. Arch or Paper 1: B.E./B. Tech & Paper 2B: B. Planning or Paper 1: B.E./B.Tech, Paper 2A: B. Arch & Paper 2B : B.Planning or Paper 2A: B. Arch & Paper 2B: B.Planning	General/Gen- EWS/OBC(NCL)	Male	1300	6000
		Female/ Transgender	650	3000
	SC/ST/PwD	Male	650	3000
		Female/ Transgender	650	3000

[Note : (i). A candidate has option to apply for one Session or more than one Session (February/ March /April /May 2021) together and pay exam fee accordingly. In other words, if a candidate wishes to apply only for one Session, he / she has to pay Examination Fee only for that Session during the current application period and will have opportunity to apply again for the March/ April / May Sessions.

The application window will be re-opened briefly immediately after the declaration of the result of February / March/ April Session.

Examination for the May session will be the last examination for coming academic year. Fees can also be carried forward to another Session of JEE (Main) 2021.

In case a candidate does not want to appear in the Session for which fee has already been paid, it will be refunded by NTA. For this, the Candidate will have to make a request only during the application process of the Session for which he/ she wants to withdraw.

Multiple Applications submitted by a candidate online for the same Session(s) will not be accepted at any cost.

(i). The fee can be submitted only online through Net Banking, Credit Card, Debit Card, UPI or Paytm Services. Processing charges and GST as applicable are chargeable to the candidate (in addition to the examination fee) by the concerned Bank/Payment Gateway Integrator. For details / procedure, please see Appendix-IV of the Information Bulletin.

(ii). For Candidates who apply for more than one session of examination (February/ March/ April/May 2021), may change their Choice of Cities in the correction window, which will be opened in due course under intimation to them through Public Notice for each Session).

5.Application Procedure: Steps to be followed to apply online

Candidates must read carefully the Instructions (including how to fill up Application Form online) given in the Information Bulletin available on the NTA Website. Candidates not complying with the Instructions shall be summarily disqualified.

Step 1: Register for Online Application Form and note down system generated **Application Number**. The candidate should supply the required details while filling the Online Application Form and is also required to create PASSWORD and choose Security Question and enter his/her Answer. After successful submission of the personal details, Application number will be generated and it will be used to complete the remaining Steps of the Application Form and will also be required for all future reference/ correspondence. This application number will also be used/ referred for all Sessions of JEE (Main) 2021. For subsequent logins, candidate will be able to login directly with the respective system generated **Application Number** and created **Password**.

Step 2: Complete the Application Form Candidate can login with the system generated Application Number and created Password for completing the Application Form.

Step 3: Upload Scanned Images of Candidate's Photograph, Candidate Signature, Category Certificate & PwD Certificate (wherever applicable) :

- The recent photograph should be either in colour or black & white with 80% face (without mask) visible including ears against white background.
- Scanned photograph and signature should be in JPG/JPEG format (clearly legible).
- Size of scanned photograph should be between 10 kb to 200 kb (clearly legible).
- Size of scanned signature should be between 4 kb to 30 kb (clearly legible)
- Size of the scanned copy of category certificate between 50 kb to 300 kb (clearly legible)
- Size of the scanned copy of PwD certificate between 50 kb to 300 kb (clearly legible)

[Note: (a). Candidate has to upload only his/ her own photograph, signature and certificate(s) as mentioned above (and not of anybody else) in correct /proper manner, as the facility for correction may not be possible due to any exigencies. In case, it is found at any time in future that the Candidate has used / uploaded the photograph, signature and certificate(s) of someone else in his/her application form/Admit Card, or he/she has tampered his / her admit card /result / Score Card, these acts of the candidate shall be treated as Unfair Means (UFM) Practices and he/she shall be proceeded with the actions as contemplated under the provisions of the Information Bulletin relating to Unfair Means Practices.

(b). The Confirmation Page of the online Application Form will be generated only after successful payment by the Candidate. In case the Confirmation Page is not generated after payment of fee, then the candidate may have to approach the concerned Bank/Payment Gateway (in the helpline no. and email given in the Information Bulletin) for ensuring the successful payment or for obtaining the refund of duplicate / multiple payments.]

Step 4: The Confirmation Page of the online Application Form will be generated only after successful payment by the Candidate. In case the Confirmation Page is not generated after payment of fee, then the candidates may have to approach the concerned Bank/Payment Gateway (in the helpline no. and email given in the Information Bulletin) for ensuring the successful payment or for obtaining the refund of duplicate / multiple payments.]

6. Important instruction about PASSWORD

- During online form filling, candidate will be required to choose PASSWORD and Security Question and its Answer. Candidate is advised to record/remember their password for all future logins.
- For subsequent logins, candidate will be able to login directly with their respective system generated Application Number and the chosen Password.
- Candidate is advised not to disclose or share their password with anybody. Neither NTA nor NIC will be responsible for violation or misuse of the password of a candidate.
- Candidate can change his/her passwords after login, if desired.
- Candidate should remember to log out at the end of their session so that the particulars of the candidate cannot be tampered or modified by unauthorized persons.

The Password must be as per the following Password policy.

- Password must be 8 to 13 character long.
- Password must have at least one Upper case alphabet.
- Password must have at least one Lower case alphabet.
- Password must have at least one numeric value.
- Password must have at least one special characters eg. !@#%&*^.

7.How to reset your Password : The following options are available to reset Password

- Using Security Question & its Answer you chosen during Form filling .
- Using a verification code sent via text message (SMS) to your Registered Mobile No.
- Using a reset link sent via Email to your Registered Email address.

8.The Application Number printed on the computer generated Confirmation Page must be mentioned in all such correspondences. It is therefore essential to note down the application number printed on the Confirmation Page.

I have downloaded Information Bulletin, read and understood all the Instructions therein as well as those mentioned above, and filling up the online application form accordingly.

Click here to Proceed



Home

Registration

Application Form

Image Upload

Fee Payment

Personal Details

Candidate's Name

Father's Name

Mother's Name

Candidate Date of Birth --Day-- --Month-- --Year--

Gender --Select--

Identity Type --Select--

Identification Number

Present Address

Address

Locality(Optional)

City/Town/Village

Country --Select--

State --Select--

District --Select--

Pin Code

Alternate Contact No. (Optional)

Email Address

Mobile Number

Permanent Address

Same As Present Address

Address

Locality(Optional):

City/Town/Village

Country --Select--

State --Select--

District --Select--

Pin Code

Choose Password

Password

Confirm Password

Security Question --Select--

Security Answer

Security Pin

Enter security pin (case sensitive)

Security Pin **7FJ389**

Submit



Email Address:	ja[REDACTED]@gmail.com	Mobile Number :	91 - 88[REDACTED]71
----------------	------------------------	-----------------	---------------------

Permanent Address

Address:	test Address	Locality(Optional):	test locality
City/Town/Village:	test city	Country:	India
State:	ASSAM	District:	BARPETA
Pin Code:	111111		

Account Details

Security Question:	What is your neighbour's pet name ?	Security Answer:	(Not shown due to security reasons)	Password:	(Not shown due to security reasons)
--------------------	-------------------------------------	------------------	-------------------------------------	-----------	-------------------------------------

Particulars checklist to be verified Review Page II Close X

Kindly verify all the particulars listed below carefully. Once submitted Registration Form finally, changes can not be made.

My Name Father Name Mother Name Date of Birth Gender Address

Mobile Number Email ID

Please review the following informations carefully.
If you would like to change any information entered, you may do so by pressing 'EDIT REGISTRATION FORM' button or press 'FINAL SUBMIT' button for final submission.

Declaration

I hereby declare that I have filled up this online application after carefully reading the Information Bulletin and fully understanding the provisions/ procedures mentioned therein. I further declare that all the particulars given by me in this application are true to the best of my knowledge and belief. I agree that my Result may be withheld/ not declared/ my candidature may automatically stand cancelled, In case it is found at any point of time in future that false information has been furnished in this application. I shall abide by these terms and conditions as well as those laid down in the information Bulletin, Public Notices and Advisories issued by NTA regarding this exam from time to time.

I Agree

EDIT Registration Form
Final Submit

Email Address:	ja[REDACTED]@gmail.com	Mobile Number :	91 - 88[REDACTED]71
----------------	------------------------	-----------------	---------------------

Permanent Address

Address:	test Address	Locality(Optional):	test locality
City/Town/Village:	test city	Country:	India
State:	ASSAM	District:	BARPETA
Pin Code:	111111		

Account Details

Security Question:	What is your neighbour's pet name ?	Security Answer:	(Not shown due to security reasons)	Password:	(Not shown due to security reasons)
--------------------	-------------------------------------	------------------	-------------------------------------	-----------	-------------------------------------

Particulars checklist to be verified

Kindly verify all the particulars listed below carefully. Once submitted Registration Form finally, changes can not be made.

My Name Father Name Mother Name Date of Birth Gender Address

Mobile Number Email ID

Declaration

I hereby declare that I have filled up this online application after carefully reading the Information Bulletin and fully understanding the provisions/ procedures mentioned therein. I further declare that all the particulars given by me in this application are true to the best of my knowledge and belief. I agree that my Result may be withheld/ not declared/ my candidature may automatically stand cancelled, In case it is found at any point of time in future that false information has been furnished in this application. I shall abide by these terms and conditions as well as those laid down in the information Bulletin, Public Notices and Advisories issued by NTA regarding this exam from time to time.

I Agree

EDIT Registration Form
Final Submit



Address:	test Address	Locality(Optional):	test locality
City/Town/Village:	test city	Country:	India
State:	ASSAM	District:	BARPETA
Pin Code:	111111		

Account Details

Security Question:	What is your neighbour's pet name ?	Security Answer:	(Not shown due to security reasons)	Password:	(Not shown due to security reasons)
--------------------	-------------------------------------	------------------	-------------------------------------	-----------	-------------------------------------

Particulars checklist to be verified

Kindly verify all the particulars. Changes can not be made.

My Name Father Name Mother Name
 Mobile Number Email ID

Declaration

I hereby declare that I have filled up this online application after carefully reading the information Bulletin and fully understanding the provisions/ procedures mentioned therein. I further declare that all the particulars given by me in this application are true to the best of my knowledge and belief. I agree that my Result may be withheld/ not declared/ my candidature may automatically stand cancelled, in case it is found at any point of time in future that false information has been furnished in this application. I shall abide by these terms and conditions as well as those laid down in the Information Bulletin, Public Notices and Advisories issued by NTA regarding this exam from time to time.

I Agree

[EDIT Registration Form](#) [Final Submit](#)

Confirm !!

Do you wish to submit Registration Form finally ?

[Yes](#) [No](#)

Name: test cname Application No: 2103 1000 0075



- Application Progress Status**
- View Registration Form
 - Complete Application Form
 - Upload Documents
 - Pay Examination Fee

Verify Mobile No. & Email Id

- Verify Mobile Number
- Verify Email Id

Please verify Mobile No. & Email Id to receive Confirmation Page/ Admit Card / Other important information from NTA.

Application Status	
Registration Form	Complete
Application Form	Incomplete
Image Upload	Incomplete
Application Fee Payment	Incomplete

You have completed Registration Form. Please note down the Application Number for future references.

Application Number : 2103 1000 0075

Fill the Application Form by clicking on button as shown below.

[Complete Application Form](#)

National



Name: TEST CNAME Application No: 2103 1000 0075

Registration Application Form Image Upload Fee Payment

Personal Details

Candidate's Name: TEST CNAME

Candidate Date of Birth: 15 / 02 / 1997

Gender: Male

Father's Name: TEST FATHER NAME

Mother's Name: TEST MOTHER NAME

Nationality: --Select--

State/ UT from where 12th/ Equivalent Passed/ Appearing: --Select--

Category: --Select--

If you are a PwD Candidate, do you have benchmark disability (40% or more / "Severe" where percentage is not defined)? --Select--

Are You Diabetic? --Select--

Place of Residence: --Select--

Mode of Preparation: --Select--

Apply For

Apply For: --Select--

Session(s) of Exam Apply For: February March April May

Question Paper Medium: --Select--

Exam State/ City-1st choice: --Select State/UT--

Exam State/ City-2nd choice: --Select State/UT--

Exam State/ City-3rd choice: --Select State/UT--

Exam State/ City-4th choice: --Select State/UT--

Education Details

Qualification	Pass Status	Qualifying Exam	Place of Schooling	Type of School/College	Qualifying Examination State	Qualifying Examination District	School Board	Year of Passing/
10th or equivalent	Select	Select	Select	Select	Select	Select	Select	Select
12th or equivalent	Select	Select	Select	Select	Select	Select	Select	Select

Additional Details

Are you a Twin: --Select--

Parents Income Details

	Qualification	Occupation	Annual Income
Father's:#	--Select--	--Select--	--Select--
Mother's :#	--Select--	--Select--	--Select--
Guardian's:#	--Select--	--Select--	--Select--

Security Pin

Enter security pin (case sensitive)

Security Pin: 8493YN



	Qualification	Occupation	Annual Income
Father's:# (optional)	GRADUATE	AGRICULTURE	RS. 400001 -500000
Mother's :# (optional)	MATRICULATE	BUSINESS	RS. 200001 - 300000
Guardian's:# (optional)	GRADUATE	MEDICAL	RS. 300001 -400000

Particulars checklist to be verified

Kindly verify all the particulars listed below carefully. Once submitted Application Form finally, changes can not be made.

My Name Father Name Mother Name
 Sub Category Question Paper Medium Session(s) of Exam Applying For

Declaration

I hereby declare that I have filled up this online application after carefully reading the Information Bulletin and fully understanding the provisions/ procedures mentioned therein. I further declare that all the particulars given by me in this application are true to the best of my knowledge and belief. I agree that my Result may be withheld/ not declared/ my candidature may automatically stand cancelled, in case it is found at any point of time in future that false information has been furnished in this application. I shall abide by these terms and conditions as well as those laid down in the Information Bulletin, Public Notices and Advisories issued by NTA regarding this exam from time to time.

I Agree

[EDIT APPLICATION FORM DATA](#) [Final Submit](#)

Parents Income Details

	Qualification	Occupation	Annual Income
Father's:# (optional)	GRADUATE	AGRICULTURE	RS. 400001 -500000
Mother's :# (optional)	MATRICULATE	BUSINESS	RS. 200001 - 300000
Guardian's:# (optional)	GRADUATE	MEDICAL	RS. 300001 -400000

Particulars checklist to be verified

- Kindly verify all the particulars listed below carefully. Once submitted Application Form finally, changes can not be made.
- My Name Father Name Mother Name Date of Birth Gender Category
 Sub Category Question Paper Medium Session(s) of Exam Applying For Examination Cities Educational Details

Declaration

I hereby declare that I have filled up this online application after carefully reading the Information Bulletin and fully understanding the provisions/ procedures mentioned therein. I further declare that all the particulars given by me in this application are true to the best of my knowledge and belief. I agree that my Result may be withheld/ not declared/ my candidature may automatically stand cancelled, in case it is found at any point of time in future that false information has been furnished in this application. I shall abide by these terms and conditions as well as those laid down in the Information Bulletin, Public Notices and Advisories issued by NTA regarding this exam from time to time.

I Agree

[EDIT APPLICATION FORM DATA](#) [Final Submit](#)

Parents Income Details

	Qualification	Occupation	Annual Income
Father's:# (optional)	GRADUATE	AGRICULTURE	RS. 400001 -500000
Mother's :# (optional)	MATRICULATE	BUSINESS	RS. 200001 - 300000
Guardian's:# (optional)	GRADUATE	MEDICAL	RS. 300001 -400000

Particulars checklist to be verified

- Kindly verify all the particulars listed below carefully. Once submitted Application Form finally, changes can not be made.
- My Name Father Name Mother Name Date of Birth Gender Category
 Sub Category Question Paper Medium Session(s) of Exam Applying For

Declaration

I hereby declare that I have filled up this online application after carefully reading the Information Bulletin and fully understanding the provisions/ procedures mentioned therein. I further declare that all the particulars given by me in this application are true to the best of my knowledge and belief. I agree that my Result may be withheld/ not declared/ my candidature may automatically stand cancelled, in case it is found at any point of time in future that false information has been furnished in this application. I shall abide by these terms and conditions as well as those laid down in the Information Bulletin, Public Notices and Advisories issued by NTA regarding this exam from time to time.

I Agree

[EDIT APPLICATION FORM DATA](#) [Final Submit](#)

Name: TEST CNAME Application No: 2103 1000 0075



Application Progress Status

- View Registration Form
- View Application Form
- Upload Documents
- Pay Examination Fee

Verify Mobile No. & Email Id

- Verify Mobile Number
- Verify Email Id

Please verify Mobile No. & Email Id to receive Confirmation Page/ Admit Card / Other important information from NTA.

Application Status	
Registration Form	Complete
Application Form	Complete
Image Upload	Incomplete
Application Fee Payment	Incomplete

You have completed step 2 of Online Application Form.

If you want to edit filled Application Form then click 'Edit Application Form' button shown below. Otherwise proceed for uploading of scanned images by clicking 'Upload Images' button to complete step 3.

Application Number : 2103 1000 0075

[Edit Application Form](#) [Upload Images](#)



Name: TEST CNAME Application No: 2103 1000 0075

Registration Application Form Image Upload Fee Payment

Upload Scanned Files

Please upload the following Scanned Files carefully.


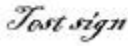


S.No.	Required Document	Document Specifications	Upload
1	Photograph (with 80% face without mask)	Document Format: JPG Min Size (KB): 10 Max Size (KB): 200	<input type="button" value="Browse..."/> No file selected.
2	Signature	Document Format: JPG Min Size (KB): 4 Max Size (KB): 30	<input type="button" value="Browse..."/> No file selected.
3	Category Certificate	Document Format: PDF Min Size (KB): 50 Max Size (KB): 300	<input type="button" value="Browse..."/> No file selected.
4	Person With Disability(PwD)	Document Format: PDF Min Size (KB): 50 Max Size (KB): 300	<input type="button" value="Browse..."/> No file selected.

Name: TEST CNAME Application No: 2103 1000 0075

Registration Application Form Image Upload Fee Payment

Upload Scanned Files

Please upload the following Scanned Files carefully.





S.No.	Required Document	Document Specifications	Upload
1	Photograph (with 80% face without mask)	Document Format: JPG Min Size (KB): 10 Max Size (KB): 200	<input type="button" value="Browse..."/> Inveers.v2(1).jpg 
2	Signature	Document Format: JPG Min Size (KB): 4 Max Size (KB): 30	<input type="button" value="Browse..."/> 9vvaiv2.jpg 
3	Category Certificate	Document Format: PDF Min Size (KB): 50 Max Size (KB): 300	<input type="button" value="Browse..."/> pvdv1.pdf 
4	Person With Disability(PwD)	Document Format: PDF Min Size (KB): 50 Max Size (KB): 300	<input type="button" value="Browse..."/> pvd2222.pdf 



Name: TEST CNAME Application No: 2103 1000 0075

Registration Application Form Image Upload Fee Payment

Preview of Uploaded Documents

S.No.	Required Document	Preview	Check & Verify
1	Photograph (with 80% face without mask)	File Name: images.v211.jpg  Click Here For Large View	<input type="checkbox"/> Self Verified
2	Signature	File Name: 9vnaYv1.jpg  Click Here For Large View	<input type="checkbox"/> Self Verified
3	Category Certificate	File Name: pwdv1.pdf  Click Here For Large View	<input type="checkbox"/> Self Verified
4	Person With Disability(PwD)	File Name: pwd222.pdf  Click Here For Large View	<input type="checkbox"/> Self Verified

Name: TEST CNAME Application No: 2103 1000 0075

Registration Application Form Image Upload Fee Payment

Application Progress Status

- View Registration Form
- View Application Form
- View Uploaded Documents
- Pay Examination Fee

Verify Mobile No. & Email Id

- Verify Mobile Number
- Verify Email Id

Please verify Mobile No. & Email Id to receive Confirmation Page/ Admit Card / Other important information from NTA.

Application Status	
Registration Form	Complete
Application Form	Complete
Image Upload	Complete
Application Fee Payment	Incomplete

You have completed step 3 of Application Form for JEE(Main) 2021 .
 The processing of application form will be completed only after the payment of fee. After payment of Fee, you will not be able to edit the filled Application Form data.
You are required to pay the fee Rs. 1950/- .

Application Number : 2103 1000 0075

[Edit Application Form](#)
[Edit Uploaded Documents](#)
[Pay Examination Fee Rs. 1950/-](#)



Name: TEST CNAME Application No: 2103 1000 0075



Mode of Payment

Activity : Examination Fee Payment

Select Mode of Payment

Online Payment

[Proceed for payment](#)

Note: Examination Fee




User Details			
Candidate Name	TEST CNAME	Fee Amount	1950/-
Application Number	210310000075	Customer Id	21031000007501901
Date of Birth	15-02-1997		

Examination Fee Payment	
Select Payment Provider :	<input type="radio"/> SBI MOIPS (Debit Card/Credit Card/UPI/Net Banking of any bank) <input type="radio"/> Syndicate Bank Payment Gateway (Debit Card/Credit Card/UPI/Net Banking of any bank) <input type="radio"/> ICICI Bank Payment Gateway (Debit Card/Credit Card/UPI/Net Banking of any bank) <input type="radio"/> HDFC Bank Payment Gateway (Debit Card/Credit Card/UPI/Net Banking of any bank) <input type="radio"/> Paytm Payment Gateway (Debit Card/UPI/Net Banking/Credit Card/Paytm Wallet)
PROCEED FOR PAYMENT	
Click here to Cancel this Transaction.	

National Test



Confirmation Page

Application No.	21031000045		-
DO NOT SEND THIS PAGE TO NATIONAL TESTING AGENCY (NTA).			
CANDIDATE IS REQUESTED TO RETAIN THE PRINTOUT OF CONFIRMATION PAGE FOR FUTURE REFERENCE.			
Personal Details			
Candidate's Name	Test Candidate Name	Candidate Date of Birth	15-01-1991
Mother's Name	Test Mother Name	Category	SC
Father's Name	Test Father Name	Gender	Male
If you are a PwD Candidate, do you have benchmark disability (40% or more / "Severe" where percentage is not defined) ?	Yes	Type of Disability	Visual impairment as specified in the Schedule of RPwD Act, 2016
Do you need scribe (as the criteria given in the Information Bulletin) ?	Yes - I shall bring my own scribe	Nationality	Indian
Place of Residence	Urban	State/ UT from where 12th/ Equivalent Passed/ Appearing	ANDHRA PRADESH
Are You Diabetic?	YES	Mode of Preparation	Tutorial Classes
Applied For			
Apply For	B. Arch Only	Question Paper Medium	English
Session(s) of Exam Apply For	February, March, April, May	Exam State/ City-1st choice	ARUNACHAL PRADESH - ITANAGAR/NAHARLAGUN
Exam State/ City-2nd choice	ASSAM - DIBRUGARH	Exam State/ City-3rd choice	ASSAM - GUWAHATI
Exam State/ City-4th choice	ASSAM - JORHAT		
Additional Details			
Are you a Twin	No		
Present Address			
Address	TETST ADDRESS	Locality	LOCATION
City/Town/Village	VILLAGE KKK	Country	India
State	BIHAR	District	ARWAL
Pin Code	110014	Email Address	jay*****@gmail.com
Mobile Number	883****171	Alternate Contact No.	--
Fee Payment Details			
Payment Mode:	Pay through SBI(MOPS)	Transaction ID:	txn000000001
Exam Fee:	1300 /-	Date of Transaction:	Nov 21 2020 2:20PM
Fee Submitted On:	14/12/2020		
DECLARATION			
I hereby declare that all the particulars given by me in this form are true to the best of my knowledge and belief and any mistake / misinformation, detected at the time of admission or at any stage in future, will result in the cancellation of admission/candidature. I have read the information bulletin and understood all the procedures. In case I furnish any false information, my result will not be declared/ my candidature will automatically stand cancelled. I shall abide by terms and conditions therein.			
Images Uploaded by Candidate			
Photograph		Signature	
			
List of Document Uploaded			
Photograph (with 80% face without mask), Signature, Category Certificate, Person With Disability(PwD)			

IP Address : 220.227.168.114

Date of Downloading : 15/12/2020 03:55:02 PM



NATIONAL TESTING AGENCY

Vision

The right candidates joining best institutions will give India her demographic dividend.

Mission

To improve equity and quality in education by administering research based valid, reliable, efficient, transparent, fair and international level assessments. The best subject matter experts, psychometricians and IT delivery and security professionals will ensure that the current gaps in existing assessment systems are properly identified and bridged.

Core Values

NTA will create a system which will promote teaching (by teachers), learning (by students) and assessment (by parents and institutions). NTA strongly believes in quality, efficiency, effectiveness, equity and security of assessments. To practice these values, NTA will constantly engage with its stakeholders, viz. students, parents, teachers, experts and partner institutions.



e-mail: jeemain@nta.ac.in



National Testing Agency

(An autonomous organization under the Department of Higher Education,
Ministry of Human Resource Development, Government of India)

Address for Correspondence

Block C-20/1A/8, Sector 62,
Gautam Budh Nagar, Noida -201309 (UP)

**Help Line: For Technical support, contact following
during working days between 10.00 a.m. to 5.00 p.m.**

www.nta.ac.in
jeemain.nta.nic.in

