



सत्यमेव जयते



राष्ट्रीय परीक्षा एजेंसी
National Testing Agency

Excellence in Assessment

(उच्चतर शिक्षा विभाग, शिक्षा मंत्रालय, भारत सरकार के तहत एक स्वायत्त संगठन)

(An Autonomous Organization under the Department of Higher Education, Ministry of Education, Government of India)

**Advisory and Instructions for the Candidates of Joint Entrance Examination
(Main) – 2022 Session 2 (July 2022) - Reg.**

Dear Candidate,

We hope that you have downloaded the Admit Card and are now fully prepared to appear for the **JEE (Main) - 2022 Session 2 (July 2022)** Examination on the **date, shift, Course and venue of Test Centre as indicated on the Admit Card** downloaded from NTA website.

No Candidate should adopt any unfair means, or indulge in any unfair examination practices as the examination centres are under surveillance of CCTV and equipped with Jammers.

Kindly keep in mind the following:

1. Please download your Admit Card from the NTA website <https://jeemain.nta.nic.in>
2. Please check following as indicated on the Admit Card:
 - Reporting Time at Centre
 - Gate Closing time of Centre
 - Date of Examination
 - Shift and Timings of Test
 - Venue of Test
3. You should visit the Examination Centre, in advance and familiarize yourself with the location and means of reaching at the venue of the Test on time.
4. On the day of Examination, please reach the venue of the Test at the **Reporting Time** mentioned in the Admit Card. If you report beyond the **Gate Closing time of Centre**, you will not be allowed to enter in the Test venue. Instructions have been issued for strict compliance. Several pre-examination formalities need to be completed and therefore please reach on time.
5. You should carry with you only the following items :
 - **Admit Card downloaded from the NTA Website (a clear, preferably colour printout on A4 size paper).**
 - **One Passport size photograph (same as uploaded with the Online Application Form) to be pasted on the Attendance Sheet at the Centre.**
 - **A valid Photo ID Proof in ORIGINAL (PAN card/ Driving License/ Voter ID/ Passport/ Aadhaar Card (With photograph)/E- Aadhaar/Ration Card/12th Class Admit card).** Please note that ID Cards issued by Schools/ Colleges/ Universities/ Coaching Centres, AADHAR enrollment receipt without AADHAR NUMBER and PHOTOCOPIES OR Images Stored in mobile phones etc will **NOT** be accepted(**Note: No Candidate would be allowed to enter the Examination Centre, without identity verification**).



सम्पर्क सूत्र / Helpline Number: +91-11-40759000, e-mail: jeemain@nta.nic.in
वेबसाइट / Website www.nta.ac.in, <https://jeemain.nta.nic.in/>





सत्यमेव जयते



राष्ट्रीय परीक्षा एजेंसी National Testing Agency

Excellence in Assessment

(उच्चतर शिक्षा विभाग, शिक्षा मंत्रालय, भारत सरकार के तहत एक स्वायत्त संगठन)

(An Autonomous Organization under the Department of Higher Education, Ministry of Education, Government of India)

- **PwD certificate** issued by the Competent Authority, if claiming the relaxation under PwD category. Candidates with Physical Disability are requested to report early for facilitation during entry.
- A PwD candidate (with a disability of 40% and more) will be allowed Compensatory/ Extra time of 20 minutes per hour of the examination, whether such candidate uses the facility of Scribe or not.
- The facility of Scribe, in case he/she has a physical limitation and a scribe is essential to write the examination on his/her behalf, being so certified in the prescribed format by a CMO/Civil Surgeon/ Medical Superintendent of a Government Health Care Institution.
- Scribe will be provided by the NTA to PwD candidates who have opted for the same in the Online Application Form. Candidates will not be allowed to bring their own Scribe.

6. No Candidate is allowed to enter the Centre wearing his/her own mask. Mask will be provided at the Centre. Personal masks will be disposed of in a closed pedal push bin provided at the Centre.
7. The candidate should ensure that the Question Paper available on the computer screen is as per his/her opted subject/medium indicated in the Admit Card. In case, the subject/medium of the Question Paper is other than his/her opted subject/medium, the same may be brought to the notice of the Invigilator concerned.
8. Candidates are **NOT** allowed to carry Instrument/ Geometry/ Pencil box, Handbag, Purse, any kind of Paper/ Stationery/ Textual material (printed or written material), Eatables and Water (loose or packed), Mobile Phone/ Ear Phone/ Microphone/ Pager, Calculator, DocuPen, Slide Rules, Log Tables, Camera, Tape Recorder, to wear/carry any type of watch including Electronic Watches with facilities of calculator, any metallic item or electronic gadgets/ devices in the Examination Hall/Room There may not be any provision for safe keeping of valuables at the Centre.
9. **Diabetic students will be allowed to carry eatables like sugar tablets/fruits (like banana/apple/ orange) and transparent water bottle** to the Examination Hall/Room. However, they will not be allowed to carry packed foods like chocolates/candy/sandwich etc.
10. **Blank paper sheets of A4 size for rough work will be provided in the examination Hall/Room. Candidates must write their name and Roll Number at the top of each of the sheets, and must drop the sheet/s in the designated drop box without fail, before leaving the Examination Hall/Room. Failure to do so may result in a non-evaluation of your answers.**
11. Candidates must enter required details in the Attendance Sheet in legible handwriting, put their signature, Left Hand Thumb Impression and paste the Photograph at the appropriate place. They should ensure that their Left-Hand Thumb Impression is clear and not smudged.



सम्पर्क सूत्र / Helpline Number: +91-11-40759000, e-mail: jeemain@nta.nic.in
वेबसाइट / Website www.nta.ac.in, <https://jeemain.nta.nic.in/>





सत्यमेव जयते



राष्ट्रीय परीक्षा एजेंसी National Testing Agency

Excellence in Assessment

(उच्चतर शिक्षा विभाग, शिक्षा मंत्रालय, भारत सरकार के तहत एक स्वायत्त संगठन)

(An Autonomous Organization under the Department of Higher Education, Ministry of Education, Government of India)

12. **The candidates are advised to carefully read the Subject-Specific Instructions (Annexure-1) and General Instructions (Annexure – 2) mentioned in the Question paper and abide by the same.**
13. Candidate may also note that the Examination will be computer based and hence they should familiarize themselves.
14. Candidate should also go through all Instructions given in the Admit Card and the Information Bulletin.
15. For further clarification related to JEE (Main) – 2022, the candidates can also contact at **jeemain@nta.ac.in**

Looking forward to your kind co-operation.

We wish you the very best and Good Luck to you.

(Dr. Sadhana Parashar)
Senior Director (Exams)
National Testing Agency



सम्पर्क सूत्र / Helpline Number: +91-11-40759000, e-mail: jeemain@nta.nic.in
वेबसाइट / Website www.nta.ac.in, <https://jeemain.nta.nic.in/>





सत्यमेव जयते



राष्ट्रीय परीक्षा एजेंसी
National Testing Agency

Excellence in Assessment

(उच्चतर शिक्षा विभाग, शिक्षा मंत्रालय, भारत सरकार के तहत एक स्वायत्त संगठन)

(An Autonomous Organization under the Department of Higher Education, Ministry of Education, Government of India)

Annexure - 1

Subject Specific Instructions
PHYSICS/CHEMISTRY/MATHEMATICS

SECTION A (Maximum Marks: 80)

- This Section contains **Twenty (20)** questions for each subject.
- Each question has four options. **ONLY ONE** of these four options is the most appropriate or best answer, which will be considered the correct answer.
- Candidates are **advised to do the calculations with the constants given** (if any) in the questions. The answer should be **rounded off to the nearest Integer**.
- The answer to each question will be evaluated according to the following Marking Scheme:

Full marks	+4 Correct answer
No Mark	0 Unanswered/Unanswered and marked for review
Minus One Mark	-1 In all other cases

SECTION B (Maximum Marks:20)

- This Section contains **Ten (10)** questions. Out of these Ten (10) questions, only **Five (05)** Questions need to be attempted.
- Candidates are **advised to do the calculations with the constants given** (if any) in the questions. The answer should be **rounded off to the nearest Integer**.
- For each question, **enter the correct integer value** of the answer using the mouse and the on-screen virtual numeric keypad in the place designated to enter the answer.
- The answer to each question will be evaluated according to the following Marking Scheme:

Full marks	+4 Correct answer
No Mark	0 Unanswered/Unanswered and marked for review
Minus One Mark	-1 In all other cases



सम्पर्क सूत्र / Helpline Number: +91-11-40759000, e-mail: jeemain@nta.nic.in
वेबसाइट / Website www.nta.ac.in, <https://jeemain.nta.nic.in/>





सत्यमेव जयते



राष्ट्रीय परीक्षा एजेंसी
National Testing Agency

Excellence in Assessment

(उच्चतर शिक्षा विभाग, शिक्षा मंत्रालय, भारत सरकार के तहत एक स्वायत्त संगठन)

(An Autonomous Organization under the Department of Higher Education, Ministry of Education, Government of India)

APTITUDE TEST

(Maximum Marks:200)

- This part contains **Fifty (50)** questions.
- Each question has four options. ONLY ONE of these four options is the most appropriate or best answer.
- The answer to each question will be evaluated according to the following marking scheme:

Full marks	+4 Correct answer
No Mark	0 Unanswered/Unanswered and marked for review
Minus One Mark	-1 In all other cases

- Candidates are advised to do the calculations with the constants given (if any) in the questions. The answer should be rounded off to the nearest Integer.

DRAWING TEST

(Maximum Marks:100)

- This part contains **Two (02)** questions.
- Each question carries equal marks.
- Both the questions are to be attempted.
- The questions must be attempted in the space provided for them in the Drawing Sheet.
- No supplementary Drawing Sheets will be issued.
- All candidates are advised to carry all required material for drawings and graphics work (like pencils, color pencils, crayons, eraser, geometry box. etc.)
- Watercolor/poster color/acrylic colours are not allowed and should not be carried in the Examination Hall.
- Candidates are advised to do neat and clean drawings.
- Candidates must submit the Drawing Sheet to the Invigilator before leaving the Examination Hall.
- Candidates must not write Roll Number, Name, Centre address, Place of examination, or make any special sign in any part of the Test Booklet.



सम्पर्क सूत्र / Helpline Number: +91-11-40759000, e-mail: jeemain@nta.nic.in
वेबसाइट / Website www.nta.ac.in, <https://jeemain.nta.nic.in/>





सत्यमेव जयते



राष्ट्रीय परीक्षा एजेंसी
National Testing Agency

Excellence in Assessment

(उच्चतर शिक्षा विभाग, शिक्षा मंत्रालय, भारत सरकार के तहत एक स्वायत्त संगठन)

(An Autonomous Organization under the Department of Higher Education, Ministry of Education, Government of India)

PLANNING BASED OBJECTIVE TYPE QUESTIONS

(Maximum Marks:100)

- This part contains Twenty **Five (25)** questions.
- Each question has four options. **ONLY ONE** of these four options is the most appropriate or best answer.
- The answer to each question will be evaluated according to the following marking scheme:

Full marks	+4 Correct answer
No Mark	0 Unanswered/Unanswered and marked for review
Minus One Mark	-1 In all other cases

- Candidates are advised to do the calculations with the constants given (if any) in the questions. The answer should be rounded off to the nearest Integer.
- There may be some questions that are given to assess the thinking skills in English, so those will be in English only in every language set.



सत्यमेव जयते



राष्ट्रीय परीक्षा एजेंसी
National Testing Agency

Excellence in Assessment

(उच्चतर शिक्षा विभाग, शिक्षा मंत्रालय, भारत सरकार के तहत एक स्वायत्त संगठन)

(An Autonomous Organization under the Department of Higher Education, Ministry of Education, Government of India)

Annexure – 2

General Instructions

1. The total duration of the examination is:

Paper 1 (B.E./B.Tech.)	180 Minutes
Paper 2A (B.Arch.)	180 Minutes
Paper 2B (B.Planning)	180 Minutes
Paper 2A & 2B (B.Arch. and B.Planning) both	210 Minutes

2. The clock will be set at the server. The countdown timer on the top right corner of the screen will display the remaining available time for you to complete the examination. When the timer reaches zero, the examination will end by itself and you will not be required to end or submit your examination.
3. The Question Palette displayed on the left side of the screen will show the status of each question using one of the following symbols:

The different symbols used in the test are shown below. Please go through them and understand their meanings before you start the test.

Symbol	Description
	Option Not chosen
	Option chosen as correct (By clicking on it again you can delete your option and choose another option if desired.)
	Question number shown in blue color indicates that you have not yet attempted the question.
	Question number shown in green color indicates that you have answered the question.
	You have not yet answered the question, but marked it for coming back for review later, if time permits.
	You have answered the question, but marked it for review later, if time permits.
	Clicking on this will take you to the next question.
	Clicking on this will take you to the previous question.
	By clicking on this button, you can mark the question for review later. Please note that if you answer the question and mark for review, the question will be treated as answered and evaluated even if you do not review it.
	By clicking on this button, you can unmark the question for review



सम्पर्क सूत्र / Helpline Number: +91-11-40759000, e-mail: jeemain@nta.nic.in
वेबसाइट / Website www.nta.ac.in, <https://jeemain.nta.nic.in/>





सत्यमेव जयते



राष्ट्रीय परीक्षा एजेंसी
National Testing Agency




Excellence in Assessment

(उच्चतर शिक्षा विभाग, शिक्षा मंत्रालय, भारत सरकार के तहत एक स्वायत्त संगठन)




(An Autonomous Organization under the Department of Higher Education, Ministry of Education, Government of India)

4. The Marked for Review status for a question simply indicates that you would like to look at that question again. Questions which are marked “Answered and Marked for Review” will be automatically saved and evaluated even if the flag is not removed.
5. English is the default language. However, those who have opted for any other language during registration will appear on the right side of the question screen. For any doubt or clarification, you are requested to refer to English as the final.

Navigating to a Question:

6. To navigate between questions within a Paper, the candidate needs to do the following:
 - a. Click on the question number in the Question Palette at the left of your screen to go to that question directly in the corresponding section. Note that using this option does NOT save your answer to the current question.
 - b. You can click on the  arrow on the top of the question window to go to the next question. You can click on the  which appears on the left side of the question window for going back to the previous question.
 - c. Your answer to a question is automatically saved when you click on the  button on the top right-hand corner of the question window. Please note that there is no separate SAVE button.

Answering a Questions:

7. Procedure for answering a Multiple Choice Type (Section A) question:
 - a. To select your answer, click on the  button of one of the options.
 - b. To de-select your chosen answer, click on the  button of the chosen option again.
 - c. To change your chosen answer, click on  the button of another option.
 - d. You can click **Mark for review** on the top left-hand side of the question window when you want to come back to that question later on, whether you have answered it or not, and proceed to other questions.
 - e. When you answer any question "Marked for review", the status of the question changes automatically to "Answered".
 - f. You can click on **Unmark for review** when you want to change the status and freeze the answer already given or answer the question.
8. Procedure for answering numeric answer type questions (Section B):
 - a. Click on your answer using a virtual numeric keypad and mouse.
 - b. To clear the answered question, you need to click on the Clear button provided on the numeric keypad.
 - c. Anything entered in the box would be considered as answered.



सम्पर्क सूत्र / Helpline Number: +91-11-40759000, e-mail: jeemain@nta.nic.in
वेबसाइट / Website www.nta.ac.in, <https://jeemain.nta.nic.in/>





सत्यमेव जयते



राष्ट्रीय परीक्षा एजेंसी
National Testing Agency


Excellence in Assessment

(उच्चतर शिक्षा विभाग, शिक्षा मंत्रालय, भारत सरकार के तहत एक स्वायत्त संगठन)

(An Autonomous Organization under the Department of Higher Education, Ministry of Education, Government of India)

9. To change your answer to a question that has already been answered, first select that question for answering and then follow the procedure for answering that type of question.

Navigating through sections:

10. Sections in this question paper are displayed on the left-hand side of the screen. Questions in a section can be viewed by clicking on the section name.
11. After clicking  the button on the last question for a section, you will automatically be taken to the first question of the next section.
12. You can shuffle between sections and questions anytime during the examination as per your convenience only during the time stipulated.
13. You can view the section summary as part of the legend that appears in every section below the question palette.

Instructions for Question:

14. For the correctness of the translation for a particular language, only the **English version** will be considered as the final version for evaluation purposes.

The keyboard attached to the computer, if any, will be disabled during the entire duration of the examination. Depending on the type of question, the answers to questions can either be entered by clicking on the virtual on-screen numeric keypad using the computer mouse or by clicking the chosen option(s) using the computer mouse. Candidates will have the option to change/modify answers already entered anytime during the entire duration of the examination.

In case the computer/mouse allotted to any candidate malfunctions anytime during the test, he/she will be immediately allotted another computer system and the time lost due to this will be adjusted in the server so as to give the candidate the full allotted time.

The on-screen computer clock counter of every candidate will be set at the server. The countdown timer on the top right side of the computer screen will display the time remaining (in minutes) available for the candidate to complete the examination. When the timer reaches zero, the examination will end by itself. The candidates will not be required to end or submit the examination.

The question(s) “Answered and Marked for Review” status for a question indicates that the candidates would like to have a relook at that question again. A candidate has the option of answering a question and simultaneously “Marked for Review”, these answers will be considered for evaluation. However, if a candidate has simply put “Marked for Review” for a question without answering it, the corresponding question marked for review without an answer will not be considered for evaluation. It may be noted that a candidate can return to any “Marked for Review” question any time during the



सम्पर्क सूत्र / Helpline Number: +91-11-40759000, e-mail: jeemain@nta.nic.in
वेबसाइट / Website www.nta.ac.in, <https://jeemain.nta.nic.in/>





सत्यमेव जयते



राष्ट्रीय परीक्षा एजेंसी National Testing Agency

Excellence in Assessment

(उच्चतर शिक्षा विभाग, शिक्षा मंत्रालय, भारत सरकार के तहत एक स्वायत्त संगठन)

(An Autonomous Organization under the Department of Higher Education, Ministry of Education, Government of India)

examination by clicking on the corresponding question number icon displayed on the Question Palette of the corresponding section.

The Question Status displayed on the bottom left screen will show the status of each question using one of the following symbols:

Question Status	
77 Not Answered	13 Answered
1 Answered & Marked for review	1 Not answered & Marked for review

- (a) Blank Sheets for doing Rough Work/calculations shall be provided to the candidates. The Blanks Sheets would have a Header page for the candidates to write down his/her Name and Roll Number. All calculations/writing work is to be done only in the Blank Sheets provided at the Centre in the Examination Room/Hall and on completion of the test candidates must hand over the rough sheets to the invigilator on duty in the Room/Hall.
- (b) Procedure for answering questions that require inputs from the on-screen virtual numeric keypad :
- a. The candidate will have to use the on-screen virtual numeric keypad (that would be displayed just below the question statement of these types of questions) and the attached computer mouse to enter his/her answer in the space provided for the answer.

On-Screen Virtual Numeric Key Pad.

0	1	2
3	4	5
6	7	8
9	Delete	Clear

- b. The answer can be changed, if required, anytime during the test. The candidate has to click on Clear and re-type the answer to save the answer.
- (c) **ROUGH WORK:**
All calculations/writing work is to be done only in the rough sheet provided at the Centre in the Examination Room/Hall and on completion of the test candidates must hand over the rough sheets to the invigilator on duty in the Room/Hall.