

National Testing Agency

Question Paper Name :	Data Analysis For Social Science Teachers 15th Sep 2020 Shift 1
Subject Name :	Data Analysis For Social Science Teachers
Creation Date :	2020-09-15 13:26:31
Duration :	180
Total Marks :	100
Display Marks:	Yes
Share Answer Key With Delivery Engine :	Yes
Actual Answer Key :	Yes

Data Analysis For Social Science Teachers

Group Number :	1
Group Id :	8995147
Group Maximum Duration :	0
Group Minimum Duration :	120
Show Attended Group? :	No
Edit Attended Group? :	No
Break time :	0
Group Marks :	100
Is this Group for Examiner? :	No

Data Analysis For Social Science Teachers

Section Id :	8995147
Section Number :	1
Section type :	Online
Mandatory or Optional :	Mandatory
Number of Questions :	100
Number of Questions to be attempted :	100
Section Marks :	100
Display Number Panel :	Yes
Group All Questions :	Yes
Mark As Answered Required? :	Yes

Sub-Section Number :

1

Sub-Section Id :

8995147

Question Shuffling Allowed :

Yes

Question Number : 1 Question Id : 899514516 Question Type : MCQ Option Shuffling : No Display Question Number : Yes Is Question Mandatory : No Single Line Question Option : No Option Orientation : Vertical

Correct Marks : 1 Wrong Marks : 0

The key assumption of the multivariate data analysis is:

- (a) data should be random
- (b) data should be normal
- (c) data should be free from outliers
- (d) not more than 10% missing cases

Options :

8995142061. 1

8995142062. 2

8995142063. 3

8995142064. 4

Question Number : 2 Question Id : 899514517 Question Type : MCQ Option Shuffling : No Display Question Number : Yes Is Question Mandatory : No Single Line Question Option : No Option Orientation : Vertical

Correct Marks : 1 Wrong Marks : 0

In multivariate analysis z-scores can be used for, other than its regular use:

- (a) data standardisation
- (b) outlier detection
- (c) missing value treatment
- (d) data imputation

Options :

8995142065. 1

8995142066. 2

8995142067. 3

8995142068. 4

Question Number : 3 Question Id : 899514518 Question Type : MCQ Option Shuffling : No Display Question Number : Yes Is Question Mandatory : No Single Line Question Option : No Option Orientation : Vertical

Correct Marks : 1 Wrong Marks : 0

If $Y=f(X)$, then what is true about Chronbach's alpha?

$$(a) \alpha = \frac{K}{K-1} \left(1 - \frac{\sum_{i=1}^K \sigma_{Y_i}^2}{\sigma_X^2}\right)$$

$$(b) \alpha = \frac{K}{K-1} \left(1 - \frac{\sum_{i=1}^K \sigma_{X_i}^2}{\sigma_Y^2}\right)$$

$$(c) \alpha = \frac{K}{K-1} \left(1 - \frac{\sum_{i=1}^K \sigma_{X_i}^2}{\sum_{i=1}^K \sigma_{X_i}^2 \sigma_Y^2}\right)$$

$$(d) \alpha = \frac{K}{K-1} \left(1 - \frac{\sum_{i=1}^K \sigma_{X_i}^2 \sum_{i=1}^K \sigma_{Y_i}^2}{\sigma_X^2}\right)$$

Options :

8995142069. 1

8995142070. 2

8995142071. 3

8995142072. 4

Question Number : 4 Question Id : 899514519 Question Type : MCQ Option Shuffling : No Display Question Number : Yes Is Question Mandatory : No Single Line Question Option : No Option Orientation : Vertical

Correct Marks : 1 Wrong Marks : 0

At 95% level of confidence and 0.5 as standard deviation, what sample size is adequate for an empirical research?

(a) 384

(b) 768

(c) 1537

(d) Can't be ascertained

Options :

8995142073. 1

8995142074. 2

8995142075. 3

8995142076. 4

Question Number : 5 Question Id : 899514520 Question Type : MCQ Option Shuffling : No Display Question Number : Yes Is Question Mandatory : No Single

Line Question Option : No Option Orientation : Vertical

Correct Marks : 1 Wrong Marks : 0

Single word substitution for “homogeneity of variance in Multiple Linear Regression” is?

- (a) homoscedasticity
- (b) heteroscedasticity
- (c) randomness
- (d) multicollinearity

Options :

8995142077. 1

8995142078. 2

8995142079. 3

8995142080. 4

Question Number : 6 Question Id : 899514521 Question Type : MCQ Option Shuffling : No Display Question Number : Yes Is Question Mandatory : No Single Line Question Option : No Option Orientation : Vertical

Correct Marks : 1 Wrong Marks : 0

What would be the adjusted R-squared when R-squared is 90% comes with 100 observations and 5 independent variables:

- (a) 99%
- (b) 90%
- (c) 85%
- (d) 80%

Options :

8995142081. 1

8995142082. 2

8995142083. 3

8995142084. 4

Question Number : 7 Question Id : 899514522 Question Type : MCQ Option Shuffling : No Display Question Number : Yes Is Question Mandatory : No Single Line Question Option : No Option Orientation : Vertical

Correct Marks : 1 Wrong Marks : 0

Multicollinearity is a situation where:

- (a) independent variables have high correlations among themselves
- (b) independent variables are highly correlated with their residuals
- (c) independent variables are highly correlated with the dependent variable
- (d) independent and dependent variables are perfectly correlated

Options :

8995142085. 1

8995142086. 2

8995142087. 3

8995142088. 4

Question Number : 8 Question Id : 899514523 Question Type : MCQ Option Shuffling : No Display Question Number : Yes Is Question Mandatory : No Single Line Question Option : No Option Orientation : Vertical

Correct Marks : 1 Wrong Marks : 0

What relationship exists between Variance Inflation Factor and tolerance (TOL) values of an independent variable in an Multiple Linear Regression model?

- (a) they are directly proportional to each other
- (b) they are inversely proportional to each other
- (c) they are inversely proportional to each other and $VIF * TOL = 1$
- (d) no relationship exists between them

Options :

8995142089. 1

8995142090. 2

8995142091. 3

8995142092. 4

Question Number : 9 Question Id : 899514524 Question Type : MCQ Option Shuffling : No Display Question Number : Yes Is Question Mandatory : No Single Line Question Option : No Option Orientation : Vertical

Correct Marks : 1 Wrong Marks : 0

Logistic regression model is applicable when:

- (a) both dependent and independent variables need to be scale variables
- (b) both dependent and independent variables need to be categorical variables
- (c) dependent variable is categorical in nature while no bar for independent variables
- (d) dependent variable has no bar while independent variables have to be categorical

Options :

- 8995142093. 1
- 8995142094. 2
- 8995142095. 3
- 8995142096. 4

Question Number : 10 Question Id : 899514525 Question Type : MCQ Option Shuffling : No Display Question Number : Yes Is Question Mandatory : No Single Line Question Option : No Option Orientation : Vertical

Correct Marks : 1 Wrong Marks : 0

Which of the following distribution is relevant for logistic regression?

- (a) binomial distribution
- (b) Bernoulli's distribution
- (c) Poisson distribution
- (d) exponential distribution

Options :

- 8995142097. 1
- 8995142098. 2
- 8995142099. 3
- 8995142100. 4

Question Number : 11 Question Id : 899514526 Question Type : MCQ Option Shuffling : No Display Question Number : Yes Is Question Mandatory : No Single Line Question Option : No Option Orientation : Vertical

Correct Marks : 1 Wrong Marks : 0

Which of the following option is true?

- A) Linear Regression errors values has to be normally distributed but in case of Logistic Regression it is not the case
- B) Logistic Regression errors values has to be normally distributed but in case of Linear Regression it is not the case
- C) Both Linear Regression and Logistic Regression error values have to be normally distributed
- D) Both Linear Regression and Logistic Regression error values have not to be normally distributed

Options :

- 8995142101. 1
- 8995142102. 2
- 8995142103. 3
- 8995142104. 4

Question Number : 12 Question Id : 899514527 Question Type : MCQ Option Shuffling : No Display Question Number : Yes Is Question Mandatory : No Single Line Question Option : No Option Orientation : Vertical

Correct Marks : 1 Wrong Marks : 0

Recall in classification through logistic model is:

- (a) $TP/(TP + FP)$
- (b) $TP/(TP + FN)$
- (c) $TP/(TP + TN)$
- (d) $(TP + TN)/(TP + FP + TN + FN)$

Options :

- 8995142105. 1
- 8995142106. 2
- 8995142107. 3
- 8995142108. 4

Question Number : 13 Question Id : 899514528 Question Type : MCQ Option Shuffling : No Display Question Number : Yes Is Question Mandatory : No

Single Line Question Option : No Option Orientation : Vertical

Correct Marks : 1 Wrong Marks : 0

Which of the following forecasting methods addresses trend but not seasonality?

- (a) Moving average
- (b) Exponential smoothing
- (c) Holt's method
- (d) ARIMA

Options :

8995142109. 1

8995142110. 2

8995142111. 3

8995142112. 4

Question Number : 14 Question Id : 899514529 Question Type : MCQ Option Shuffling : No Display Question Number : Yes Is Question Mandatory : No

Single Line Question Option : No Option Orientation : Vertical

Correct Marks : 1 Wrong Marks : 0

What model basically used in the Winters' method?

- (a) $(\text{level} + \text{trend}) * \text{seasonality}$
- (b) $\text{level} + \text{trend} + \text{seasonality}$
- (c) $\text{level} * \text{trend} * \text{seasonality}$
- (d) $(\text{level} * \text{trend}) / \text{seasonality}$

Options :

8995142113. 1

8995142114. 2

8995142115. 3

8995142116. 4

Question Number : 15 Question Id : 899514530 Question Type : MCQ Option Shuffling : No Display Question Number : Yes Is Question Mandatory : No

Single Line Question Option : No Option Orientation : Vertical

Correct Marks : 1 Wrong Marks : 0

In case of ARIMA (p, d, q) which is normally true?

- (a) ACF decides MA while PACF decides AR
- (b) PACF decides MA while ACF decides AR
- (c) PACF and ACF can decide only AR
- (d) PACF and ACF can decide only MA

Options :

- 8995142117. 1
- 8995142118. 2
- 8995142119. 3
- 8995142120. 4

Question Number : 16 Question Id : 899514531 Question Type : MCQ Option Shuffling : No Display Question Number : Yes Is Question Mandatory : No Single Line Question Option : No Option Orientation : Vertical

Correct Marks : 1 Wrong Marks : 0

Which of the following statistics is used to test whether the autocorrelations are significantly different from zero?

- (a) Normalized BIC
- (b) RMSE or MSE
- (c) Ljung Box statistics
- (d) AIC or BIC

Options :

- 8995142121. 1
- 8995142122. 2
- 8995142123. 3
- 8995142124. 4

Question Number : 17 Question Id : 899514532 Question Type : MCQ Option Shuffling : No Display Question Number : Yes Is Question Mandatory : No Single Line Question Option : No Option Orientation : Vertical

Correct Marks : 1 Wrong Marks : 0

Which menu item in SPSS contains procedures to manipulate variables?

- A. Graph menu
- B. Data menu
- C. Transform menu
- D. Analyze menu

Options :

- 8995142125. 1
- 8995142126. 2
- 8995142127. 3
- 8995142128. 4

Question Number : 18 Question Id : 899514533 Question Type : MCQ Option Shuffling : No Display Question Number : Yes Is Question Mandatory : No Single Line Question Option : No Option Orientation : Vertical

Correct Marks : 1 Wrong Marks : 0

Which menu item in SPSS contains the split file and select cases command?

- A. Graph menu
- B. Data menu
- C. Transform menu
- D. Analyze menu

Options :

- 8995142129. 1
- 8995142130. 2
- 8995142131. 3
- 8995142132. 4

Question Number : 19 Question Id : 899514534 Question Type : MCQ Option Shuffling : No Display Question Number : Yes Is Question Mandatory : No Single Line Question Option : No Option Orientation : Vertical

Correct Marks : 1 Wrong Marks : 0

Which of the following is used for entering and viewing data in SPSS?

- A. Data view
- B. Variable view
- C. Output viewer
- D. Data editor

Options :

- 8995142133. 1
- 8995142134. 2
- 8995142135. 3
- 8995142136. 4

Question Number : 20 Question Id : 899514535 Question Type : MCQ Option Shuffling : No Display Question Number : Yes Is Question Mandatory : No Single Line Question Option : No Option Orientation : Vertical

Correct Marks : 1 Wrong Marks : 0

In this tab in SPSS, rows represent variables and columns represent characteristics of variables.

- A. Data view
- B. Variable view
- C. Output viewer
- D. Data editor

Options :

- 8995142137. 1
- 8995142138. 2
- 8995142139. 3
- 8995142140. 4

Question Number : 21 Question Id : 899514536 Question Type : MCQ Option Shuffling : No Display Question Number : Yes Is Question Mandatory : No Single Line Question Option : No Option Orientation : Vertical

Correct Marks : 1 Wrong Marks : 0

In this tab in SPSS, rows represent individual cases and columns represent variables in your data.

- A. Data view
- B. Variable view
- C. Output viewer
- D. Data editor

Options :

- 8995142141. 1
- 8995142142. 2
- 8995142143. 3
- 8995142144. 4

Question Number : 22 Question Id : 899514537 Question Type : MCQ Option Shuffling : No Display Question Number : Yes Is Question Mandatory : No Single Line Question Option : No Option Orientation : Vertical

Correct Marks : 1 Wrong Marks : 0

A bag contains 3 red, 7 green and 2 blue balls. A ball is drawn at random. The probability of the ball drawn is either red or blue is :

- A. $3/12$
- B. $7/12$
- C. $5/12$
- D. $2/12$

Options :

- 8995142145. 1
- 8995142146. 2
- 8995142147. 3
- 8995142148. 4

Question Number : 23 Question Id : 899514538 Question Type : MCQ Option Shuffling : No Display Question Number : Yes Is Question Mandatory : No Single Line Question Option : No Option Orientation : Vertical

Correct Marks : 1 Wrong Marks : 0

If three coins are tossed simultaneously, then the probability of getting at least two heads, is

- A. $1/4$
- B. $3/8$
- C. $1/2$
- D. $1/8$

Options :

- 8995142149. 1
- 8995142150. 2
- 8995142151. 3
- 8995142152. 4

Question Number : 24 Question Id : 899514539 Question Type : MCQ Option Shuffling : No Display Question Number : Yes Is Question Mandatory : No Single Line Question Option : No Option Orientation : Vertical

Correct Marks : 1 Wrong Marks : 0

In binomial distribution, formula of calculating standard deviation is

- A. square root of p
- B. square root of pq
- C. square root of npq
- D. square root of np

Options :

- 8995142153. 1
- 8995142154. 2
- 8995142155. 3
- 8995142156. 4

Question Number : 25 Question Id : 899514540 Question Type : MCQ Option Shuffling : No Display Question Number : Yes Is Question Mandatory : No Single Line Question Option : No Option Orientation : Vertical

Correct Marks : 1 Wrong Marks : 0

Mean of binomial probability distribution is 160 and probability is 0.64 then number of values of binomial distribution

- A. 250
- B. 200
- C. 150
- D. 100

Options :

- 8995142157. 1
- 8995142158. 2
- 8995142159. 3
- 8995142160. 4

Question Number : 26 Question Id : 899514541 Question Type : MCQ Option Shuffling : No Display Question Number : Yes Is Question Mandatory : No Single Line Question Option : No Option Orientation : Vertical

Correct Marks : 1 Wrong Marks : 0

If the outcomes of a discrete random variable follow a Poisson distribution, then which of the following is true?

- A. The mean equals the variance.
- B. The mean equals the standard deviation.
- C. The median equals the mode.
- D. The median equals the standard deviation.

Options :

- 8995142161. 1
- 8995142162. 2
- 8995142163. 3
- 8995142164. 4

Question Number : 27 Question Id : 899514542 Question Type : MCQ Option Shuffling : No Display Question Number : Yes Is Question Mandatory : No Single Line Question Option : No Option Orientation : Vertical

Correct Marks : 1 Wrong Marks : 0

Which of the following is not an example of a discrete probability distribution?

- A. The sale price of a medicine
- B. The number of bedrooms in a house
- C. The number of bathrooms in a house
- D. Number of children in a family

Options :

- 8995142165. 1
- 8995142166. 2
- 8995142167. 3
- 8995142168. 4

Question Number : 28 Question Id : 899514543 Question Type : MCQ Option Shuffling : No Display Question Number : Yes Is Question Mandatory : No Single Line Question Option : No Option Orientation : Vertical

Correct Marks : 1 Wrong Marks : 0

If the mean and the standard deviation of a continuous random variable that is normally distributed are 20 and 5, respectively, find an interval that contains 68% of the distribution.

- A. (18,24)
- B. (15,25)
- C. (12,25)
- D. (10,30)

Options :

- 8995142169. 1
- 8995142170. 2
- 8995142171. 3
- 8995142172. 4

Question Number : 29 Question Id : 899514544 Question Type : MCQ Option Shuffling : No Display Question Number : Yes Is Question Mandatory : No Single Line Question Option : No Option Orientation : Vertical

Correct Marks : 1 Wrong Marks : 0

A competency test has scores with a mean of 80 and a standard deviation of 10. A histogram of the data shows that the distribution is normal. Use the Empirical Rule to find the percentage of scores between 60 and 100.

- A. 99.7%
- B. 95%
- C. 68%
- D. 50%

Options :

- 8995142173. 1
- 8995142174. 2
- 8995142175. 3
- 8995142176. 4

Question Number : 30 Question Id : 899514545 Question Type : MCQ Option Shuffling : No Display Question Number : Yes Is Question Mandatory : No Single Line Question Option : No Option Orientation : Vertical

Correct Marks : 1 Wrong Marks : 0

In normal distribution, which of the following is true?

- A. Mean = Median = Mode
- B. Mean < Median < Mode
- C. Mean > Median > Mode
- D. Mean \neq Median \neq Mode

Options :

- 8995142177. 1
- 8995142178. 2
- 8995142179. 3
- 8995142180. 4

Question Number : 31 Question Id : 899514546 Question Type : MCQ Option Shuffling : No Display Question Number : Yes Is Question Mandatory : No Single Line Question Option : No Option Orientation : Vertical

Correct Marks : 1 Wrong Marks : 0

The coefficient of skewness of a normal distribution is:

- A. Positive
- B. Negative
- C. Zero
- D. Three

Options :

8995142181. 1

8995142182. 2

8995142183. 3

8995142184. 4

Question Number : 32 Question Id : 899514547 Question Type : MCQ Option Shuffling : No Display Question Number : Yes Is Question Mandatory : No Single Line Question Option : No Option Orientation : Vertical Correct Marks : 1 Wrong Marks : 0

Which of the following statements regarding a researcher's use of inferential statistics is true?

- A. A random sample provides a perfect estimate of the population values.
- B. It is best to measure every member of a population if possible.
- C. Descriptive statistics from a sample are used to estimate the characteristics of the population.
- D. Usually need to take several samples to obtain a good estimate of the population values.

Options :

8995142185. 1

8995142186. 2

8995142187. 3

8995142188. 4

Question Number : 33 Question Id : 899514548 Question Type : MCQ Option Shuffling : No Display Question Number : Yes Is Question Mandatory : No Single Line Question Option : No Option Orientation : Vertical Correct Marks : 1 Wrong Marks : 0

If a researcher conducts a study in which the reading ability of a class of 20 second graders is tested at the beginning and at the end of the year, the appropriate statistical procedure to analyze the results would be

- A. ANOVA
- B. ANCOVA
- C. Chi-square
- D. The dependent samples t-test

Options :

- 8995142189. 1
- 8995142190. 2
- 8995142191. 3
- 8995142192. 4

Question Number : 34 Question Id : 899514549 Question Type : MCQ Option Shuffling : No Display Question Number : Yes Is Question Mandatory : No Single Line Question Option : No Option Orientation : Vertical

Correct Marks : 1 Wrong Marks : 0

The level of significance of a statistical test indicates:

- A. How significant the difference between means is
- B. The chance we are right in accepting the null hypothesis
- C. The chance we are wrong in rejecting the null hypothesis
- D. Whether to accept or reject the null hypothesis

Options :

- 8995142193. 1
- 8995142194. 2
- 8995142195. 3
- 8995142196. 4

Question Number : 35 Question Id : 899514550 Question Type : MCQ Option Shuffling : No Display Question Number : Yes Is Question Mandatory : No Single Line Question Option : No Option Orientation : Vertical

Correct Marks : 1 Wrong Marks : 0

_____ factor analysis is best suited when the number of factors to extracted is known

- i. Exploratory
- ii. Confirmatory
- iii. Conditional

- A. i only
- B. ii only
- C. iii only
- D. i & iii

Options :

- 8995142197. 1
- 8995142198. 2
- 8995142199. 3
- 8995142200. 4

Question Number : 36 Question Id : 899514551 Question Type : MCQ Option Shuffling : No Display Question Number : Yes Is Question Mandatory : No Single Line Question Option : No Option Orientation : Vertical

Correct Marks : 1 Wrong Marks : 0

_____ analysis is a preferred alternative to Q factor Analysis

- i. Multiple Discriminant
- ii. Regression
- iii. Cluster

- A. i only
- B. ii only
- C. iii only
- D. i & ii

Options :

- 8995142201. 1
- 8995142202. 2

8995142203. 3

8995142204. 4

Question Number : 37 Question Id : 899514552 Question Type : MCQ Option Shuffling : No Display Question Number : Yes Is Question Mandatory : No Single Line Question Option : No Option Orientation : Vertical

Correct Marks : 1 Wrong Marks : 0

The extent to which each of the variables contribute uniquely to a factor is known as _____

- A. R factor
- B. Q factor
- C. factor loading
- D. factor structure

Options :

8995142205. 1

8995142206. 2

8995142207. 3

8995142208. 4

Question Number : 38 Question Id : 899514553 Question Type : MCQ Option Shuffling : No Display Question Number : Yes Is Question Mandatory : No Single Line Question Option : No Option Orientation : Vertical

Correct Marks : 1 Wrong Marks : 0

Which of the following tests examine whether the correlation matrix has significant correlations among at-least a few of the variables?

- A. ANOVA
- B. Kaisen-Meyer Olkins (KMO)
- C. Bartlett' test of sphericity (BTS)
- D. MANCOVA

Options :

8995142209. 1

8995142210. 2

8995142211. 3

8995142212. 4

**Question Number : 39 Question Id : 899514554 Question Type : MCQ Option Shuffling : No Display Question Number : Yes Is Question Mandatory : No
Single Line Question Option : No Option Orientation : Vertical
Correct Marks : 1 Wrong Marks : 0**

Which of the following tests examine sampling adequacy?

- A. ANOVA
- B. Kaisen-Meyer Olkins (KMO)
- C. Bartlett' test of sphericity (BTS)
- D. MANCOVA

Options :

- 8995142213. 1
- 8995142214. 2
- 8995142215. 3
- 8995142216. 4

**Question Number : 40 Question Id : 899514555 Question Type : MCQ Option Shuffling : No Display Question Number : Yes Is Question Mandatory : No
Single Line Question Option : No Option Orientation : Vertical
Correct Marks : 1 Wrong Marks : 0**

What do you report in a multiple regression to say whether your model was significant or not?

- A) ANOVA Results
- B) Adjusted R squared
- C) Chi-squared
- D) Correlation Coefficient

Options :

- 8995142217. 1
- 8995142218. 2
- 8995142219. 3
- 8995142220. 4

**Question Number : 41 Question Id : 899514556 Question Type : MCQ Option Shuffling : No Display Question Number : Yes Is Question Mandatory : No
Single Line Question Option : No Option Orientation : Vertical
Correct Marks : 1 Wrong Marks : 0**

What test statistic is used for global test of significance of the regression model?

- A) Z test
- B) F test
- C) T test
- D) Chi-Square test

Options :

- 8995142221. 1
- 8995142222. 2
- 8995142223. 3
- 8995142224. 4

Question Number : 42 Question Id : 899514557 Question Type : MCQ Option Shuffling : No Display Question Number : Yes Is Question Mandatory : No Single Line Question Option : No Option Orientation : Vertical

Correct Marks : 1 Wrong Marks : 0

For set of the two variables, the Pearson's correlation coefficient is computed to be -0.93 means that

- A) The relationship between two variables is strong and positive.
- B) The relationship between two variables is weak.
- C) The relationship between two variables is strong but negative.
- D) The Pearson's coefficient of correlation cannot have this value.

Options :

- 8995142225. 1
- 8995142226. 2
- 8995142227. 3
- 8995142228. 4

Question Number : 43 Question Id : 899514558 Question Type : MCQ Option Shuffling : No Display Question Number : Yes Is Question Mandatory : No Single Line Question Option : No Option Orientation : Vertical

Correct Marks : 1 Wrong Marks : 0

A measure of the strength of the linear relationship between two variables is given by:

- A) Slope
- B) Intercept
- C) Coefficient of Correlation
- D) Regression Equation

Options :

- 8995142229. 1
- 8995142230. 2
- 8995142231. 3
- 8995142232. 4

Question Number : 44 Question Id : 899514559 Question Type : MCQ Option Shuffling : No Display Question Number : Yes Is Question Mandatory : No Single Line Question Option : No Option Orientation : Vertical Correct Marks : 1 Wrong Marks : 0

If $Y=bX$, then intercept a is equal to:

- A) 0
- B) 1
- C) -1 to +1
- D) 0 to 1

Options :

- 8995142233. 1
- 8995142234. 2
- 8995142235. 3
- 8995142236. 4

Question Number : 45 Question Id : 899514560 Question Type : MCQ Option Shuffling : No Display Question Number : Yes Is Question Mandatory : No Single Line Question Option : No Option Orientation : Vertical Correct Marks : 1 Wrong Marks : 0

Which of the following is the correct null hypothesis for an independent-measures t test?

- A) $\mu_1 - \mu_2 = 0$
- B) $\mu_1 - \mu_2 \neq 0$
- C) $\sigma_1 - \sigma_2 = 0$
- D) $\sigma_1 - \sigma_2 \neq 0$

Options :

8995142237. 1

8995142238. 2

8995142239. 3

8995142240. 4

Question Number : 46 Question Id : 899514561 Question Type : MCQ Option Shuffling : No Display Question Number : Yes Is Question Mandatory : No Single Line Question Option : No Option Orientation : Vertical

Correct Marks : 1 Wrong Marks : 0

About a scale (set of questions) it can be said that the _____ indicates how well the measure taps the concept as theorized. Which word is missing?

- A. Content validity.
- B. Construct validity.
- C. Criterion-related validity.
- D. Stability.

Options :

8995142241. 1

8995142242. 2

8995142243. 3

8995142244. 4

Question Number : 47 Question Id : 899514562 Question Type : MCQ Option Shuffling : No Display Question Number : Yes Is Question Mandatory : No Single Line Question Option : No Option Orientation : Vertical

Correct Marks : 1 Wrong Marks : 0

Which type of analysis involves three or more variables?

- i. univariate statistical analysis
 - ii. bivariate statistical analysis
 - iii. multivariate statistical analysis
- A. i only
B. ii only
C. iii only
D. i, ii & iii

Options :

- 8995142245. 1
- 8995142246. 2
- 8995142247. 3
- 8995142248. 4

Question Number : 48 Question Id : 899514563 Question Type : MCQ Option Shuffling : No Display Question Number : Yes Is Question Mandatory : No Single Line Question Option : No Option Orientation : Vertical

Correct Marks : 1 Wrong Marks : 0

Which of the following is a mathematical way in which a set of variables can be represented with one equation?

- A. structuralism
- B. variate
- C. ANOVA
- D. synergy

Options :

- 8995142249. 1
- 8995142250. 2
- 8995142251. 3
- 8995142252. 4

Question Number : 49 Question Id : 899514564 Question Type : MCQ Option Shuffling : No Display Question Number : Yes Is Question Mandatory : No

Single Line Question Option : No Option Orientation : Vertical

Correct Marks : 1 Wrong Marks : 0

The two basic groups of multivariate techniques are:

- A. dependence methods and interdependence methods
- B. primary methods and secondary methods
- C. simple methods and complex methods
- D. partial methods and complete methods

Options :

8995142253. 1

8995142254. 2

8995142255. 3

8995142256. 4

Question Number : 50 Question Id : 899514565 Question Type : MCQ Option Shuffling : No Display Question Number : Yes Is Question Mandatory : No

Single Line Question Option : No Option Orientation : Vertical

Correct Marks : 1 Wrong Marks : 0

All of the following are examples of dependence methods of analysis EXCEPT:

- A. multiple regression analysis
- B. multiple discriminant analysis
- C. cluster analysis
- D. multivariate analysis of variance

Options :

8995142257. 1

8995142258. 2

8995142259. 3

8995142260. 4

Question Number : 51 Question Id : 899514566 Question Type : MCQ Option Shuffling : No Display Question Number : Yes Is Question Mandatory : No

Single Line Question Option : No Option Orientation : Vertical

Correct Marks : 1 Wrong Marks : 0

If the analysis contains only one dependent variable and that variable is metric, the appropriate statistical analysis is:

- A. multiple discriminant analysis
- B. conjoint analysis
- C. multivariate ANOVA
- D. multiple regression

Options :

- 8995142261. 1
- 8995142262. 2
- 8995142263. 3
- 8995142264. 4

Question Number : 52 Question Id : 899514567 Question Type : MCQ Option Shuffling : No Display Question Number : Yes Is Question Mandatory : No Single Line Question Option : No Option Orientation : Vertical

Correct Marks : 1 Wrong Marks : 0

Multivariate dependence techniques are variants of the _____, which is a way of modeling some process based on how different variables cause fluctuations from the average dependent variable.

- A. ordinary linear model (OLM)
- B. weighted average model (WAM)
- C. general linear model (GLM)
- D. metric scaling model (MSM)

Options :

- 8995142265. 1
- 8995142266. 2
- 8995142267. 3
- 8995142268. 4

Question Number : 53 Question Id : 899514568 Question Type : MCQ Option Shuffling : No Display Question Number : Yes Is Question Mandatory : No Single Line Question Option : No Option Orientation : Vertical Correct Marks : 1 Wrong Marks : 0

Which analysis is portrayed by the equation: $Y = b_0 + b_1X_1 + b_2X_2 + b_3X_3... + b_nX_n$?

- A. simple regression
- B. multiple regression
- C. chi-square
- D. factor analysis

Options :

- 8995142269. 1
- 8995142270. 2
- 8995142271. 3
- 8995142272. 4

Question Number : 54 Question Id : 899514569 Question Type : MCQ Option Shuffling : No Display Question Number : Yes Is Question Mandatory : No Single Line Question Option : No Option Orientation : Vertical Correct Marks : 1 Wrong Marks : 0

If the regression equation is: $Y = 98.3 + .35X_1 + 22.3X_2$, the predicted value for Y when $X_1 = 3$ and $X_2 = 5$ is:

- A. 118.45
- B. 210.85
- C. 67.23
- D. 98.3

Options :

- 8995142273. 1
- 8995142274. 2
- 8995142275. 3
- 8995142276. 4

Question Number : 55 Question Id : 899514570 Question Type : MCQ Option Shuffling : No Display Question Number : Yes Is Question Mandatory : No Single Line Question Option : No Option Orientation : Vertical Correct Marks : 1 Wrong Marks : 0

In the formula for the F-test in multiple regression, $n - k - 1$ stands for:

- A. the degrees of freedom of the numerator
- B. the number of observations
- C. the degrees of freedom of the denominator
- D. the number of independent variables

Options :

- 8995142277. 1
- 8995142278. 2
- 8995142279. 3
- 8995142280. 4

Question Number : 56 Question Id : 899514571 Question Type : MCQ Option Shuffling : No Display Question Number : Yes Is Question Mandatory : No Single Line Question Option : No Option Orientation : Vertical Correct Marks : 1 Wrong Marks : 0

Jeff is analyzing data and is concerned over how strongly interrelated the independent variables in his model are. Jeff is concerned about:

- A. multicollinearity
- B. MANOVA
- C. degrees of freedom
- D. convergence

Options :

- 8995142281. 1
- 8995142282. 2
- 8995142283. 3
- 8995142284. 4

Question Number : 57 Question Id : 899514572 Question Type : MCQ Option Shuffling : No Display Question Number : Yes Is Question Mandatory : No Single Line Question Option : No Option Orientation : Vertical

Correct Marks : 1 Wrong Marks : 0

If the analysis predicts several continuous dependent variables with several categorical independent variables, the appropriate statistical technique is:

- A. multiple regression
- B. multiple discriminant analysis
- C. conjoint analysis
- D. MANOVA

Options :

8995142285. 1

8995142286. 2

8995142287. 3

8995142288. 4

Question Number : 58 Question Id : 899514573 Question Type : MCQ Option Shuffling : No Display Question Number : Yes Is Question Mandatory : No Single Line Question Option : No Option Orientation : Vertical

Correct Marks : 1 Wrong Marks : 0

A researcher has 57 variables in a large dataset and wishes to summarize the information from them into a reduced set of variables. Which multivariate technique should be used?

- A. factor analysis
- B. multidimensional scaling
- C. logit analysis
- D. regression analysis

Options :

8995142289. 1

8995142290. 2

8995142291. 3

8995142292. 4

Question Number : 59 Question Id : 899514574 Question Type : MCQ Option Shuffling : No Display Question Number : Yes Is Question Mandatory : No Single Line Question Option : No Option Orientation : Vertical

Correct Marks : 1 Wrong Marks : 0

In cluster analysis, the researcher wants clusters to have high _____ within-clusters and high _____ between-cluster.

- A. independence; dependence
- B. significance; insignificance
- C. heterogeneity; homogeneity
- D. homogeneity; heterogeneity

Options :

- 8995142293. 1
- 8995142294. 2
- 8995142295. 3
- 8995142296. 4

Question Number : 60 Question Id : 899514575 Question Type : MCQ Option Shuffling : No Display Question Number : Yes Is Question Mandatory : No Single Line Question Option : No Option Orientation : Vertical

Correct Marks : 1 Wrong Marks : 0

The probability of rejecting a null hypothesis when it is true is called

- A. Level of significance
- B. Type II error
- C. Type I error
- D. Beta

Options :

- 8995142297. 1
- 8995142298. 2
- 8995142299. 3

8995142300. 4

Question Number : 61 Question Id : 899514576 Question Type : MCQ Option Shuffling : No Display Question Number : Yes Is Question Mandatory : No Single Line Question Option : No Option Orientation : Vertical

Correct Marks : 1 Wrong Marks : 0

While testing for single population mean when the sample size n is less than 30 and population standard deviation is unknown

- A. z test is used.
- B. t test with $n-2$ degrees of freedom is used.
- C. t test with $n-1$ degrees of freedom is used.
- D. t test with $n-5$ degrees of freedom is used.

Options :

- 8995142301. 1
- 8995142302. 2
- 8995142303. 3
- 8995142304. 4

Question Number : 62 Question Id : 899514577 Question Type : MCQ Option Shuffling : No Display Question Number : Yes Is Question Mandatory : No Single Line Question Option : No Option Orientation : Vertical

Correct Marks : 1 Wrong Marks : 0

Which of the following statements is false?

- A. t distribution is symmetrical.
- B. z distribution is symmetrical.
- C. t distribution is flatter than z distribution.
- D. t distribution is applicable only when sample size n is greater than 50.

Options :

- 8995142305. 1
- 8995142306. 2

8995142307. 3

8995142308. 4

Question Number : 63 Question Id : 899514578 Question Type : MCQ Option Shuffling : No Display Question Number : Yes Is Question Mandatory : No Single Line Question Option : No Option Orientation : Vertical

Correct Marks : 1 Wrong Marks : 0

Which of the following distribution is useful for small sample while testing for population means?

- A. z distribution
- B. F distribution
- C. chi-square distribution
- D. t distribution

Options :

8995142309. 1

8995142310. 2

8995142311. 3

8995142312. 4

Question Number : 64 Question Id : 899514579 Question Type : MCQ Option Shuffling : No Display Question Number : Yes Is Question Mandatory : No Single Line Question Option : No Option Orientation : Vertical

Correct Marks : 1 Wrong Marks : 0

When testing for the equality of two means, the hypotheses would take which of following forms?

A. $H_o: u_1 = u_2$

$H_1: u_1 \neq u_2$

B. $H_o: \sigma_1^2 = \sigma_2^2$

$H_1: \sigma_1^2 \neq \sigma_2^2$

C. $H_o: \mu \leq 2.0$

$H_1: \mu > 2.0$

D. $H_o: p_1 = p_2$

$H_1: p_1 \neq p_2$

Options :

8995142313. 1

8995142314. 2

8995142315. 3

8995142316. 4

Question Number : 65 Question Id : 899514580 Question Type : MCQ Option Shuffling : No Display Question Number : Yes Is Question Mandatory : No Single Line Question Option : No Option Orientation : Vertical

Correct Marks : 1 Wrong Marks : 0

Testing hypotheses concerning population parameters using sample data is called

A. Exploratory research

B. Descriptive research

C. Descriptive analysis

D. Inferential analysis

Options :

8995142317. 1

8995142318. 2

8995142319. 3

8995142320. 4

Question Number : 66 Question Id : 899514581 Question Type : MCQ Option Shuffling : No Display Question Number : Yes Is Question Mandatory : No Single Line Question Option : No Option Orientation : Vertical

Correct Marks : 1 Wrong Marks : 0

Which of the following could be labeled as a null hypothesis?

- A. $\mu \neq 25$
- B. $\mu > 25$
- C. $\mu = 25$
- D. $\mu < 25$

Options :

8995142321. 1

8995142322. 2

8995142323. 3

8995142324. 4

Question Number : 67 Question Id : 899514582 Question Type : MCQ Option Shuffling : No Display Question Number : Yes Is Question Mandatory : No Single Line Question Option : No Option Orientation : Vertical

Correct Marks : 1 Wrong Marks : 0

The degrees of freedom for testing the equality of two population means assuming equal variance using a t test are

- A. $n_1 + n_2$
- B. $n_1 - n_2$
- C. $n_1 + n_2 - 1$
- D. $n_1 + n_2 - 2$

Options :

8995142325. 1

8995142326. 2

8995142327. 3

8995142328. 4

Question Number : 68 Question Id : 899514583 Question Type : MCQ Option Shuffling : No Display Question Number : Yes Is Question Mandatory : No Single Line Question Option : No Option Orientation : Vertical Correct Marks : 1 Wrong Marks : 0

When testing for the proportion of a population, we use

- A. t test
- B. F test
- C. Z test assuming normal approximation to binominal distribution
- D. Paired sample t test

Options :

- 8995142329. 1
- 8995142330. 2
- 8995142331. 3
- 8995142332. 4

Question Number : 69 Question Id : 899514584 Question Type : MCQ Option Shuffling : No Display Question Number : Yes Is Question Mandatory : No Single Line Question Option : No Option Orientation : Vertical Correct Marks : 1 Wrong Marks : 0

When we accept the null hypothesis when it is false we, are committing

- A. type 1 error
- B. type 2 error
- C. neither type 1 nor type 2 error
- D. Two-tailed test

Options :

- 8995142333. 1
- 8995142334. 2
- 8995142335. 3
- 8995142336. 4

Question Number : 70 Question Id : 899514585 Question Type : MCQ Option Shuffling : No Display Question Number : Yes Is Question Mandatory : No

Single Line Question Option : No Option Orientation : Vertical

Correct Marks : 1 Wrong Marks : 0

The alternative hypothesis is “that more than 80% of the students know driving” is an example of

- A. One-tailed test
- B. Two-tailed test
- C. Type 1 error
- D. Type 2 error

Options :

8995142337. 1

8995142338. 2

8995142339. 3

8995142340. 4

Question Number : 71 Question Id : 899514586 Question Type : MCQ Option Shuffling : No Display Question Number : Yes Is Question Mandatory : No
Single Line Question Option : No Option Orientation : Vertical

Correct Marks : 1 Wrong Marks : 0

The degrees of freedom for the t test to test the hypothesis about paired sample are

- A. n
- B. $n_1 + n_2$
- C. $n_1 + n_2 - 2$
- D. $n - 1$

Options :

8995142341. 1

8995142342. 2

8995142343. 3

8995142344. 4

Question Number : 72 Question Id : 899514587 Question Type : MCQ Option Shuffling : No Display Question Number : Yes Is Question Mandatory : No
Single Line Question Option : No Option Orientation : Vertical

Correct Marks : 1 Wrong Marks : 0

_____ are the actual items that are measured using a survey questionnaire.

- A) Constructs
- B) Measured variables or indicators
- C) Latent factors
- D) Observed factors

Options :

- 8995142345. 1
- 8995142346. 2
- 8995142347. 3
- 8995142348. 4

Question Number : 73 Question Id : 899514588 Question Type : MCQ Option Shuffling : No Display Question Number : Yes Is Question Mandatory : No Single Line Question Option : No Option Orientation : Vertical

Correct Marks : 1 Wrong Marks : 0

A proposed structural model involves four constructs, two of which are exogenous. X1 and X2 together cause Y1, which in turn causes Y2. What term describes this model?

- A) descriptive
- B) empirical
- C) nonrecursive
- D) recursive

Options :

- 8995142349. 1
- 8995142350. 2
- 8995142351. 3
- 8995142352. 4

Question Number : 74 Question Id : 899514589 Question Type : MCQ Option Shuffling : No Display Question Number : Yes Is Question Mandatory : No Single Line Question Option : No Option Orientation : Vertical

Correct Marks : 1 Wrong Marks : 0

In Structural Equation Modeling, the posited relationships between constructs are tested similarly to the way they are tested using:

- A) Multiple regression.
- B) Analysis of Covariance.
- C) Discriminant analysis.
- D) Cluster analysis.

Options :

- 8995142353. 1
- 8995142354. 2
- 8995142355. 3
- 8995142356. 4

Question Number : 75 Question Id : 899514590 Question Type : MCQ Option Shuffling : No Display Question Number : Yes Is Question Mandatory : No Single Line Question Option : No Option Orientation : Vertical

Correct Marks : 1 Wrong Marks : 0

Sobel's test is used for

- A. Testing the significance of the indirect effect
- B. Testing the significance of the direct effect
- C. Testing the significance of the moderation effect
- D. Testing the significance of the moderated moderation effect

Options :

- 8995142357. 1
- 8995142358. 2
- 8995142359. 3
- 8995142360. 4

Question Number : 76 Question Id : 899514591 Question Type : MCQ Option Shuffling : No Display Question Number : Yes Is Question Mandatory : No Single Line Question Option : No Option Orientation : Vertical

Correct Marks : 1 Wrong Marks : 0

Increasing moderator further increases the effect of predictor is known as

- i. Enhancing effect
- ii. Buffering effect
- iii. Antagonistic effect

- A. i only
- B. ii only
- C. iii only
- D. ii & iii

Options :

- 8995142361. 1
- 8995142362. 2
- 8995142363. 3
- 8995142364. 4

Question Number : 77 Question Id : 899514592 Question Type : MCQ Option Shuffling : No Display Question Number : Yes Is Question Mandatory : No Single Line Question Option : No Option Orientation : Vertical

Correct Marks : 1 Wrong Marks : 0

What is the indirect effect value if X to M path coefficient is .4 and M to Y path coefficient is .35 in a mediation model.

- A. 0.001
- B. 0.14
- C. 0.35
- D. 0.40

Options :

- 8995142365. 1
- 8995142366. 2
- 8995142367. 3
- 8995142368. 4

Question Number : 78 Question Id : 899514593 Question Type : MCQ Option Shuffling : No Display Question Number : Yes Is Question Mandatory : No
Single Line Question Option : No Option Orientation : Vertical

Correct Marks : 1 Wrong Marks : 0

Mediation analysis is performed to answers the questions related to:

- A. Why
- B. When
- C. What
- D. Whom

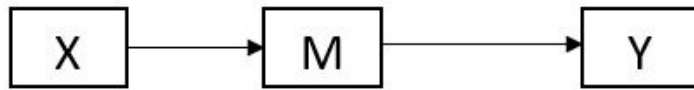
Options :

- 8995142369. 1
- 8995142370. 2
- 8995142371. 3
- 8995142372. 4

Question Number : 79 Question Id : 899514594 Question Type : MCQ Option Shuffling : No Display Question Number : Yes Is Question Mandatory : No
Single Line Question Option : No Option Orientation : Vertical

Correct Marks : 1 Wrong Marks : 0

The below model is a:



- A. Simple mediation model
- B. Moderation model
- C. Moderated mediation model
- D. Serial mediation model

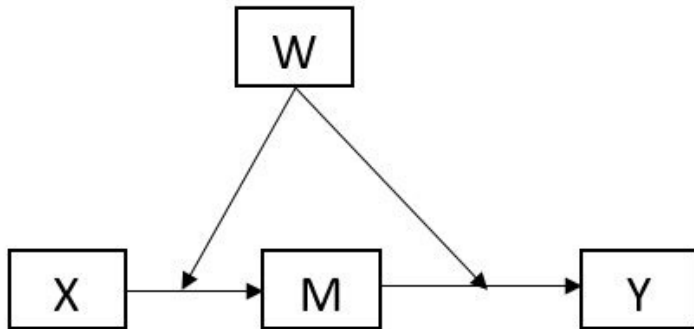
Options :

- 8995142373. 1
- 8995142374. 2
- 8995142375. 3

Question Number : 80 Question Id : 899514595 Question Type : MCQ Option Shuffling : No Display Question Number : Yes Is Question Mandatory : No
Single Line Question Option : No Option Orientation : Vertical

Correct Marks : 1 Wrong Marks : 0

The below model is a:



- A. Simple mediation model
- B. Moderation model
- C. Moderated mediation model
- D. Serial mediation model

Options :

8995142377. 1

8995142378. 2

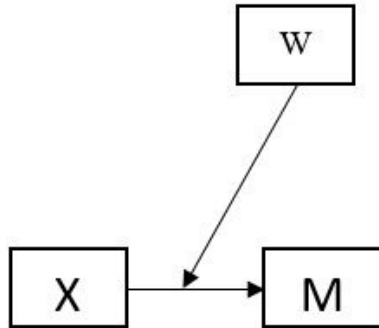
8995142379. 3

8995142380. 4

Question Number : 81 Question Id : 899514596 Question Type : MCQ Option Shuffling : No Display Question Number : Yes Is Question Mandatory : No
Single Line Question Option : No Option Orientation : Vertical

Correct Marks : 1 Wrong Marks : 0

The below model is a:



- A. Simple mediation model
- B. Moderation model
- C. Moderated mediation model
- D. Serial mediation model

Options :

- 8995142381. 1
- 8995142382. 2
- 8995142383. 3
- 8995142384. 4

Question Number : 82 Question Id : 899514597 Question Type : MCQ Option Shuffling : No Display Question Number : Yes Is Question Mandatory : No Single Line Question Option : No Option Orientation : Vertical

Correct Marks : 1 Wrong Marks : 0

To handle the categorical moderator the following analysis is performed

- A. Multi-group analysis
- B. Sobel's test
- C. Product indicant approach
- D. Discriminant analysis

Options :

8995142385. 1

8995142386. 2

8995142387. 3

8995142388. 4

**Question Number : 83 Question Id : 899514598 Question Type : MCQ Option Shuffling : No Display Question Number : Yes Is Question Mandatory : No
Single Line Question Option : No Option Orientation : Vertical
Correct Marks : 1 Wrong Marks : 0**

_____ refers to a mediated effect that varies across levels of a moderator variable.

- A. Simple mediation model
- B. Moderation model
- C. Moderated mediation model
- D. Serial mediation model

Options :

8995142389. 1

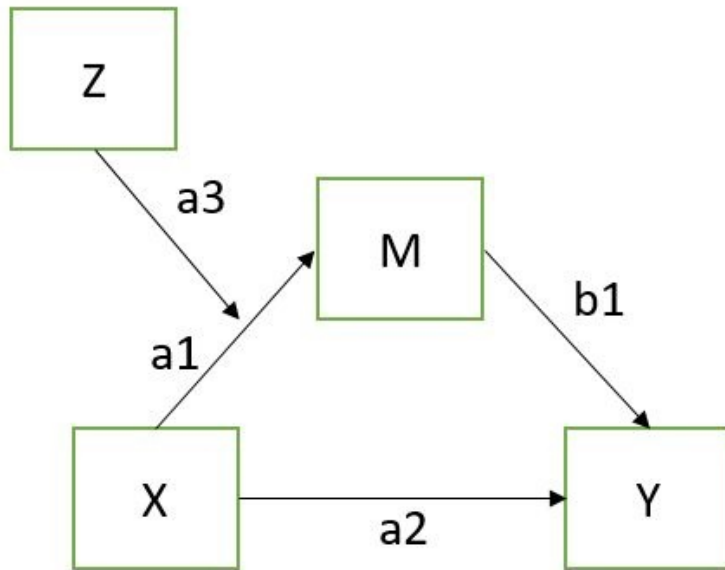
8995142390. 2

8995142391. 3

8995142392. 4

**Question Number : 84 Question Id : 899514599 Question Type : MCQ Option Shuffling : No Display Question Number : Yes Is Question Mandatory : No
Single Line Question Option : No Option Orientation : Vertical
Correct Marks : 1 Wrong Marks : 0**

Simple indirect effect for the below model is:



- A. $[b_2 + (a_1 + a_3Z)b_1]$
- B. $[b_0 + (a_0 + a_2Z)b_1]$
- C. $(a_1 + a_3Z)b_1$
- D. $b_1e_M + e_Y$

Options :

- 8995142393. 1
- 8995142394. 2
- 8995142395. 3
- 8995142396. 4

Question Number : 85 Question Id : 899514600 Question Type : MCQ Option Shuffling : No Display Question Number : Yes Is Question Mandatory : No Single Line Question Option : No Option Orientation : Vertical

Correct Marks : 1 Wrong Marks : 0

Index of Moderated Mediation is used to test the:

- i. Mediation effect
- ii. Moderation effect
- iii. Moderated mediation effect

- A. i only
- B. ii only
- C. iii only
- D. i & ii only

Options :

- 8995142397. 1
- 8995142398. 2
- 8995142399. 3
- 8995142400. 4

Question Number : 86 Question Id : 899514601 Question Type : MCQ Option Shuffling : No Display Question Number : Yes Is Question Mandatory : No Single Line Question Option : No Option Orientation : Vertical

Correct Marks : 1 Wrong Marks : 0

_____ refers to a set of techniques for summarizing and displaying data.

- A. Descriptive Statistics
- B. Inferential Statistics
- C. Examination Statistics
- D. Display Statistics

Options :

- 8995142401. 1
- 8995142402. 2
- 8995142403. 3
- 8995142404. 4

Question Number : 87 Question Id : 899514602 Question Type : MCQ Option Shuffling : No Display Question Number : Yes Is Question Mandatory : No Single Line Question Option : No Option Orientation : Vertical

Correct Marks : 1 Wrong Marks : 0

_____ are used to describe the typical, average and centre of a distribution of scores.

- A. Measures of dispersion
- B. Measures of central tendency
- C. Measures of analysis
- D. Measures of differentiation

Options :

- 8995142405. 1
- 8995142406. 2
- 8995142407. 3
- 8995142408. 4

Question Number : 88 Question Id : 899514603 Question Type : MCQ Option Shuffling : No Display Question Number : Yes Is Question Mandatory : No Single Line Question Option : No Option Orientation : Vertical

Correct Marks : 1 Wrong Marks : 0

_____ are used to describe the degree of spread in a set of scores.

- A. Measures of dispersion
- B. Measures of central tendency
- C. Measures of analysis
- D. Measures of differentiation

Options :

- 8995142409. 1
- 8995142410. 2
- 8995142411. 3
- 8995142412. 4

Question Number : 89 Question Id : 899514604 Question Type : MCQ Option Shuffling : No Display Question Number : Yes Is Question Mandatory : No Single Line Question Option : No Option Orientation : Vertical Correct Marks : 1 Wrong Marks : 0

An _____ is an extreme score that is much higher or lower than the rest of the scores in the distribution.

- A. Average
- B. Outlier
- C. Onlier
- D. Mode

Options :

- 8995142413. 1
- 8995142414. 2
- 8995142415. 3
- 8995142416. 4

Question Number : 90 Question Id : 899514605 Question Type : MCQ Option Shuffling : No Display Question Number : Yes Is Question Mandatory : No Single Line Question Option : No Option Orientation : Vertical Correct Marks : 1 Wrong Marks : 0

_____ is the middle score in the sense that half the scores in the distribution are less than it and half are greater than it.

- A. Median
- B. Mode
- C. Outlier
- D. average

Options :

- 8995142417. 1
- 8995142418. 2
- 8995142419. 3

8995142420. 4

Question Number : 91 Question Id : 899514606 Question Type : MCQ Option Shuffling : No Display Question Number : Yes Is Question Mandatory : No Single Line Question Option : No Option Orientation : Vertical

Correct Marks : 1 Wrong Marks : 0

Which aspect of Reliability pertains to the ability of a measurement when employed repeatedly on the same individuals yielding similar results?

- A. Stability
- B. Equivalence
- C. Maintenance
- D. Bias

Options :

- 8995142421. 1
- 8995142422. 2
- 8995142423. 3
- 8995142424. 4

Question Number : 92 Question Id : 899514607 Question Type : MCQ Option Shuffling : No Display Question Number : Yes Is Question Mandatory : No Single Line Question Option : No Option Orientation : Vertical

Correct Marks : 1 Wrong Marks : 0

The question ‘Does the measure employed really measure the theoretical concept?’ is related to:

- A. Validity
- B. Reliability
- C. Cross validation
- D. Clarity

Options :

- 8995142425. 1
- 8995142426. 2

8995142427. 3

8995142428. 4

Question Number : 93 Question Id : 899514608 Question Type : MCQ Option Shuffling : No Display Question Number : Yes Is Question Mandatory : No Single Line Question Option : No Option Orientation : Vertical

Correct Marks : 1 Wrong Marks : 0

When researchers measure a construct that they assume to be consistent across time, the scores they obtain should also be consistent across time. This refers to:

- A. Internal Validity
- B. Test-Retest Reliability
- C. External validity
- D. Equivalence

Options :

8995142429. 1

8995142430. 2

8995142431. 3

8995142432. 4

Question Number : 94 Question Id : 899514609 Question Type : MCQ Option Shuffling : No Display Question Number : Yes Is Question Mandatory : No Single Line Question Option : No Option Orientation : Vertical

Correct Marks : 1 Wrong Marks : 0

Split-half correlation would help in determining

- A. Internal Consistency
- B. Inter-rater reliability
- C. Coherence
- D. Creativity

Options :

8995142433. 1

8995142434. 2

8995142435. 3

8995142436. 4

Question Number : 95 Question Id : 899514610 Question Type : MCQ Option Shuffling : No Display Question Number : Yes Is Question Mandatory : No Single Line Question Option : No Option Orientation : Vertical

Correct Marks : 1 Wrong Marks : 0

_____ is the extent to which the scores from a measure represent the variable they are intended to.

- A. Reliability
- B. Validity
- C. Clarity
- D. Relativity

Options :

8995142437. 1

8995142438. 2

8995142439. 3

8995142440. 4

Question Number : 96 Question Id : 899514611 Question Type : MCQ Option Shuffling : No Display Question Number : Yes Is Question Mandatory : No Single Line Question Option : No Option Orientation : Vertical

Correct Marks : 1 Wrong Marks : 0

_____ is a survey-based statistical technique used in market research that helps determine how people value different attributes (feature, function, benefits) that make up an individual product or service

- A. Conjoint analysis
- B. ANOVA
- C. Discriminant Analysis
- D. Clustering

Options :

- 8995142441. 1
- 8995142442. 2
- 8995142443. 3
- 8995142444. 4

Question Number : 97 Question Id : 899514612 Question Type : MCQ Option Shuffling : No Display Question Number : Yes Is Question Mandatory : No Single Line Question Option : No Option Orientation : Vertical Correct Marks : 1 Wrong Marks : 0

Conjoint analysis is a

- A. Compositional Technique
- B. Decompositional Technique
- C. aggregation Technique
- D. Summation Technique

Options :

- 8995142445. 1
- 8995142446. 2
- 8995142447. 3
- 8995142448. 4

Question Number : 98 Question Id : 899514613 Question Type : MCQ Option Shuffling : No Display Question Number : Yes Is Question Mandatory : No Single Line Question Option : No Option Orientation : Vertical Correct Marks : 1 Wrong Marks : 0

In conjoint analysis if the respondents evaluate two attributes at a time until all the possible pairs of attributes have been evaluated, the approach is known as

- A. Pairwise approach
- B. Full-profile approach
- C. Multiple-factor evaluation
- D. Single factor evaluation

Options :

8995142449. 1

8995142450. 2

8995142451. 3

8995142452. 4

**Question Number : 99 Question Id : 899514614 Question Type : MCQ Option Shuffling : No Display Question Number : Yes Is Question Mandatory : No
Single Line Question Option : No Option Orientation : Vertical
Correct Marks : 1 Wrong Marks : 0**

In conjoint analysis if full or complete profiles of brands are constructed for all the attributes, the approach is known as

- A. Pairwise approach
- B. Full-profile approach
- C. Two-factor evaluations
- D. Partial approach

Options :

8995142453. 1

8995142454. 2

8995142455. 3

8995142456. 4

**Question Number : 100 Question Id : 899514615 Question Type : MCQ Option Shuffling : No Display Question Number : Yes Is Question Mandatory : No
Single Line Question Option : No Option Orientation : Vertical
Correct Marks : 1 Wrong Marks : 0**

In conjoint analysis _____ designs are designs employed to reduce the number of paired comparisons

- A. Cyclical
- B. Fractional factorial designs
- C. Rectangular designs
- D. Nominal designs

Options :

- 8995142457. 1
- 8995142458. 2
- 8995142459. 3
- 8995142460. 4