



(उच्चतर शिक्षा विभाग, शिक्षा मंत्रालय, भारत सरकार के तहत एक स्वायत्त संगठन)
(An Autonomous Organization under the Department of Higher Education, Ministry of Education, Government of India)

07 February 2026

Advisory and Instructions for the Candidates of the NIFTEE-2026 - Reg.

Dear Candidate,

The National Testing Agency will conduct the Entrance Examinations for **UG and PG Programmes (Regular and NLEA)** for **NIFT Admissions – 2026** in around **129** centres located in **97** Cities in **Hindi and English** mediums across India in Computer Based Test (CBT) / Paper Based Test (PBT) mode on **8 February 2026 (Sunday)** for Academic Session 2026-27 for the following Programmes:

- Bachelor of Design (B.Des.),
- Bachelor of Fashion Technology (B.F.Tech.),
- Master of Design (M.Des.),
- Master of Fashion Management (M.F.M.),
- Master of Fashion Technology (M.F.Tech.)
- NIFT Lateral Entry Admission (NLEA)- B.Des. and B.F.Tech.

We hope that you have downloaded the Admit Card and are now fully prepared to appear for the NIFTEE-2026 Examination on the **date, shift, Course, and venue of the Test Centre as indicated on the Admit Card** downloaded from the NTA website i.e. <https://exams.nta.nic.in/niftee/>.

No Candidate should adopt any unfair means or indulge in any unfair examination practices as the examination centres are under surveillance of CCTV and equipped with Jammers.

Kindly keep in mind the following:

1. AADHAAR verification:

- Candidates are advised to bring their AADHAAR Card as verification of the candidates will be carried out through the AADHAAR authentication process.
- Initially, Biometrics will be done by taking the thumb impression of the candidate multiple times. For any candidate, whose thumb impressions will not match, then Biometrics will be carried out through the iris.
- If any candidate does not carry an AADHAAR card, his/her verification will be carried out by other means. This will be recorded in the Exception Form.

- Please download your Admit Card from the NTA website <https://exams.nta.nic.in/niftee/> only.
- Please check the Reporting Time at Centre, Gate Closing time of Centre, Date of Examination, Shift and Timings of Test, Venue of Test following as indicated on the Admit Card.



(उच्चतर शिक्षा विभाग, शिक्षा मंत्रालय, भारत सरकार के तहत एक स्वायत्त संगठन)
(An Autonomous Organization under the Department of Higher Education, Ministry of Education, Government of India)

4. You should visit the Examination Centre, in advance and familiarize yourself with the location and means of reaching the venue of the Test on time.
5. On the day of the Examination, please reach the venue of the Test at the **Reporting Time** mentioned in the Admit Card. If you report beyond the **Gate Closing time of the Centre**, you will not be allowed to enter the Test venue. Instructions have been issued for strict compliance. Several pre-examination formalities need to be completed and therefore please arrive on time.
6. You should carry with you only the following items:
 - Personal transparent water bottle,
 - Admit Card along with Self Declaration (Undertaking) downloaded from the NTA website (a clear printout on A4 size paper) duly filled in.
 - Additional passport-size photograph for pasting on the Attendance Sheet
 - Original valid ID proof
 - A simple transparent Ball Point Pen/ Pencil / Erasers / Ruler (In a transparent pouch)/ A-4 Transparent Acrylic Board (for B.Des./M.Des. candidates).
7. Before reaching the Centre, candidates must enter the required details, paste the Photograph, and put a thumb impression at the appropriate place on the Admit Card. They should ensure that their Left-Hand Thumb Impression is clear and not smudged.
8. **Candidates appearing for both Bachelor of Design (B. Des) and Master of Design (M. Des.) programmes are required to bring two sets of Admit Cards to their respective examination centers.**

9. MARKING SCHEME OF EXAMINATION

For Multiple Choice Questions: To answer a question, the candidates need to choose one option corresponding to the correct answer or the most appropriate answer. However, if any anomaly or discrepancy is found after the process of challenges of the key verification, it shall be addressed in the following manner:

- i. Each question carries 01 (One) mark.
 - ii. For each correct response, the candidate will get 01 (One) mark.
 - iii. For each incorrect response, -0.25 mark will be deducted from the total score.
 - iv. Un-answered/un-attempted will be given no marks.
 - v. To answer a question, the candidate needs to choose one option as the correct option.
 - vi. However, after the process of Challenges of the Answer Key, in case there are multiple correct options or change in key, only those candidates who have attempted it correctly as per the revised Answer key will be awarded marks.
 - vii. In case a Question is dropped due to some technical error, full marks shall be given to all the candidates irrespective of the fact who have attempted it or not.
10. Candidate must carry “Any one of the original and valid Photo Identification Proof issued by the Government” – PAN card/Driving License/Voter ID/ Passport/ Aadhaar Card (With photograph)/ E-Aadhaar/ Ration Card/ Aadhaar Enrolment No. With Photo. All other



(उच्चतर शिक्षा विभाग, शिक्षा मंत्रालय, भारत सरकार के तहत एक स्वायत्त संगठन)
(An Autonomous Organization under the Department of Higher Education, Ministry of Education, Government of India)

IDs/Photocopies of IDs even if attested/scanned photo of IDs in the mobile phone will NOT be considered valid ID Proof.

- **PwD certificate** issued by the Competent Authority, if claiming the relaxation under the PwD category. Candidates with Physical Disability are requested to report early for facilitation during entry.
- A PwD candidate (having a physical limitation to write) *who will be availing the facility of Scribe* will be allowed Compensatory/ Extra time of 20 minutes per hour of the examination, whether such candidate uses the facility of Scribe or not.
- The facility of the Scribe, in case he/she has a physical limitation and a scribe is essential to write the examination on his/her behalf, being so certified in the prescribed format by a CMO/Civil Surgeon/ Medical Superintendent of a Government Health Care Institution.
- **Facilities to provide the Scribe for PwD candidates cannot be provided in the Creative Ability Test (CAT).**
- The facility of Scribe will be provided to the PwD candidates only if he has opted for the same in the online Application Form of NIFTEE-2026.
- The candidate will have the **discretion of opting for his own Scribe or to avail the facility of Scribe provided by the NTA**. Appropriate choice in this regard has been given by the candidate in the online Application Form.

11. Candidates are NOT allowed to carry any other personal belongings including electronic devices, or mobile phones to the Examination Centre. Examination Officials will not be responsible for the safekeeping of personal belongings and there will be no facility.
12. **Blank paper sheets for rough work** will be provided in the examination Hall/Room. Candidates must write their name and Roll Number at the top of each of the sheet(s) and must hand over the sheet/s to the invigilator without fail, before leaving the Examination Hall/Room. Failure to do so may result in a non-evaluation of your answers.
13. No Candidate should adopt any unfair means or indulge in any unfair examination practices. All the Examination Centres are under surveillance of CCTV and equipped with Jammers. Any unfair practice including passing of chits will be dealt with punitive stringent action including debarment in future exams of NTA.
14. The candidate should ensure that the Question Paper available on the computer screen is as per his/her opted subject/medium indicated in the Admit Card. In case, the subject/medium of the Question Paper is other than his/her opted subject/medium, the same may be brought to the notice of the Invigilator concerned.
15. **The candidates are advised to carefully read the Subject-Specific Instructions and other instructions mentioned in the Question paper and abide by the same.**



राष्ट्रीय परीक्षा एजेंसी
National Testing Agency
Excellence in Assessment



(उच्चतर शिक्षा विभाग, शिक्षा मंत्रालय, भारत सरकार के तहत एक स्वायत्त संगठन)
(An Autonomous Organization under the Department of Higher Education, Ministry of Education, Government of India)

16. If at any stage, it is found that the candidate has submitted multiple applications, his/her candidature will be cancelled and legal action will be taken including debarring in all future examinations conducted by NTA.
17. Candidates are advised to check updates on NTA's website, i.e. www.nta.ac.in, <https://exams.nta.nic.in/niftee/> regularly. They should also check their mailbox on the registered E-mail address and SMS in their registered Mobile No. For the latest updates and information regarding the exam.
18. For any clarification/assistance, you can write to NTA at nift@nta.ac.in or call at Helpline number **011-40759000**.

We wish you the very best and Good Luck to you.

**Sd/-
Director
National Testing Agency**

Place: Delhi

Date: 07 February 2026



सम्पर्क सूत्र / Helpline Number: +91-11-40759000, अणु डाक पता / e-mail: nift@nta.ac.in
वेबसाइट / Website www.nta.ac.in , <https://exams.nta.nic.in/niftee/>





(उच्चतर शिक्षा विभाग, शिक्षा मंत्रालय, भारत सरकार के तहत एक स्वायत्त संगठन)
(An Autonomous Organization under the Department of Higher Education, Ministry of Education, Government of India)

Annexure 1

General Instructions Please read the instructions carefully

General Instructions:

1. Duration of the test time is as follows:

Programmes	Test	Test Timings	Mode
Bachelor of Design	GAT	10:00 AM to 12:00 Noon	CBT
	CAT	03:00 PM to 06:00 PM	PBT
Bachelor of Design (NLEA)	GAT	10:00 AM to 12:00 Noon	CBT
Bachelor of Fashion Technology	GAT	10:00 AM to 01:00 PM	CBT
Bachelor of Fashion Technology (NLEA)	GAT	10:00 AM to 01:00 PM	CBT
Bachelor of Fashion Technology and Bachelor of Design	GAT	10:00 AM to 01:00 PM	CBT
	CAT	03:00 PM to 06:00 PM	PBT
Master of Design	GAT	10:00 AM to 12:00 Noon	CBT
	CAT	03:00 PM to 06:00 PM	PBT
Master of Fashion Management	GAT	10:00 AM to 01:00 PM	CBT
Master of Fashion Management and Master of Design	GAT	10:00 AM to 01:00 PM	CBT
	CAT	03:00 PM to 06:00 PM	PBT
Master of Fashion Technology	GAT	10:00 AM to 01:00 PM	CBT










- The GAT Paper will be **Bilingual i.e. Hindi and English**. Candidates are required to answer in the medium as per option exercised in the online Application Form (*if chosen*). In case of any ambiguity between Hindi and English version due to translation, English version would be treated as final.
- Each question has **four** options. Candidates need to select one of the options, as answer of each question.
- Use of calculator is NOT permitted.
- Rough work has to be done only on the sheets provided to you at the centre. You should write your roll number and name on them, before using them. You should drop them in the drop box while leaving. Failure to drop them would be treated as an act of unfair means.
- You are not allowed to carry Mobile Phones or any other Electronic Device inside the exam Lab.
- Candidates found copying or resorting to any unfair means (UFM) are liable to be disqualified from this and future examinations conducted by NTA.
- Candidates are advised to contact the Exam Centre Head in case of any technical issue.
- Candidates are not allowed to leave the examination hall/Centre, when examination is in process, even if they have finished their test.
- You can login by entering Roll No. and Password. Password will be announced by the Invigilator in the exam hall, 5 minutes before commencement of the exam.
- Once you login, you will find your Roll Number, name and two photographs (one



(उच्चतर शिक्षा विभाग, शिक्षा मंत्रालय, भारत सरकार के तहत एक स्वायत्त संगठन)
(An Autonomous Organization under the Department of Higher Education, Ministry of Education, Government of India)


- that you uploaded on while applying and the other taken at the centre, before the test, on the day of the exam) will appear on the screen. In case of any mismatch, please bring to the notice of the Invigilator.
- Please go through the instructions, Point-wise.
 - After going through the instructions check mark the declaration and proceed for taking the test.
 - In the Centre of the Test Screen, you'll find the Question along with 4 options. On the left-hand side of the test screen, you'll see the Questions Palette.
 - The questions will be displayed on the screen, one at a time, with their respective four options.
 - The clock will be set at the server. The countdown timer in the top right corner of screen will display the remaining time available for you to complete the examination. When the timer reaches zero, the examination will end by itself. You will not be required to end or submit your examination.
 - The Question Palette displayed on the left side of screen will show the status of each question using one of the following symbols:

The different symbols used in the test are shown below. Please go through them and understand their meanings before you start the test.

Symbol	Description
	Option Not chosen
	Option chosen as correct (By clicking on it again you can delete your option and choose another option if desired.)
	Question number shown in blue color indicates that you have not yet attempted the question.
	Question number shown in green color indicates that you have answered the question.
	You have not yet answered the question, but marked it for coming back for review later, if time permits.
	You have answered the question, but marked it for review later, if time permits.
	Clicking on this will take you to the next question.
	Clicking on this will take you to the previous question.
	By clicking on this button, you can mark the question for review later. Please note that if you answer the question and mark for review, the question will be treated as answered and evaluated even if you do not review it.
	By clicking on this button, you can unmark the question for review


- The Marked for Review status for a question simply indicates that you would like to look at that question again. Questions which are marked "Answered and Marked for Review" will be automatically saved and evaluated even if the flag is not removed.

Navigating to a Question:

- Click on the question number in the Question Palette at the left of your screen to go to that numbered question directly.
- You can click on the  button on the top of the question window to go to the




(उच्चतर शिक्षा विभाग, शिक्षा मंत्रालय, भारत सरकार के तहत एक स्वायत्त संगठन)
(An Autonomous Organization under the Department of Higher Education, Ministry of Education, Government of India)


next question. You can click on the  button which appears on the left side of question window for going back to the previous question.


21. Your answer to a question is automatically saved, when you click on the  button on the top right-hand corner of the question window. Please note that there is no separate SAVE button.


Answering a Question:

22. Procedure for answering a multiple-choice type question:


- To select your answer, click on the  button of one of the options.
- To de-select your chosen answer, click on the  button of the chosen option again.
- To change your chosen answer, click on the  button of another option.

- d. You can click  on the top left-hand side of the question window when you want to come back to that question later on, whether you have answered it or not and proceed to other questions.

- e. When you answer any question , the status of the question changes automatically to "Answered".

- f. You can click on  when you want to change the status and freeze the answer already given or answer the question.

Navigating through sections:

- Sections in this question paper are displayed on left hand side of the screen. Questions in a section can be viewed by clicking on the section name.
- After clicking the  button on the last question for a section, you will automatically be taken to the first question of the next section.
- You can shuffle between sections and questions anytime during the examination as per your convenience only during the time stipulated.
- You can view the section summary as part of the legend that appears in every section below the question palette.

Instructions regarding evaluation:

- Note that ONLY Questions which are "Answered" or "Answered and marked for review" after answering will be considered for evaluation.
- The un-attempted questions will be considered as zero marks in the evaluation.
- The test will end automatically as soon as the duration of the test expires.



(उच्चतर शिक्षा विभाग, शिक्षा मंत्रालय, भारत सरकार के तहत एक स्वायत्त संगठन)
(An Autonomous Organization under the Department of Higher Education, Ministry of Education, Government of India)

SUBJECT-SPECIFIC INSTRUCTIONS

Please ensure that the name of the Programme on the list displayed on the screen is the one you have opted for and indicated on your Admit Card. In case of any discrepancy, please bring it to the notice of the Invigilator immediately.

S.No.	Programme	Duration	Name of Test	Component of Examination
1.	M.DES.	120 minutes	GAT and CAT	<ul style="list-style-type: none"> Communication Ability and English Comprehension-50 Quantitative ability - 20 Analytical and logical ability - 25 General knowledge and current affairs - 25
2.	M.F.TECH.	180 minutes	GAT	<ul style="list-style-type: none"> Communication Ability and English Comprehension – 45 Quantitative ability - 30 Analytical and logical ability - 25 General knowledge and current affairs - 25 Case Study – 25
3.	M.F.M.	180 minutes	GAT	<p>Section A</p> <ul style="list-style-type: none"> Communication Ability and English Comprehension – 50 Quantitative ability - 20 Analytical and logical ability - 25 General knowledge and current affairs - 25 <p>Section B</p> <ul style="list-style-type: none"> Case Study – 30
4.	M.Des. & M.F.M.	180 minutes	GAT and CAT	<p>Section A</p> <ul style="list-style-type: none"> Communication Ability and English Comprehension – 50 Quantitative ability - 20 Analytical and logical ability - 25 General knowledge and current affairs - 25 <p>Section B</p> <ul style="list-style-type: none"> Case Study – 30
5.	B.DES.	120 minutes	GAT and CAT	<ul style="list-style-type: none"> Communication Ability and English Comprehension – 40 Quantitative ability - 20 Analytical and logical ability - 15 General knowledge and current affairs - 25
6.	B.F.Tech.	180 Minutes	GAT	<p>Section A</p> <ul style="list-style-type: none"> Communication Ability and English Comprehension – 40 Quantitative ability - 20 Analytical and logical ability - 15 General knowledge and current affairs – 25 <p>Section B</p> <ul style="list-style-type: none"> Quantitative ability - 15 Analytical and logical ability - 15 Case Study - 20
7.	B.Des. & B.F.Tech.	180 Minutes	GAT and CAT	<p>Section A</p> <ul style="list-style-type: none"> Communication Ability and English



(उच्चतर शिक्षा विभाग, शिक्षा मंत्रालय, भारत सरकार के तहत एक स्वायत्त संगठन)
(An Autonomous Organization under the Department of Higher Education, Ministry of Education, Government of India)

S.No.	Programme	Duration	Name of Test	Component of Examination
				Comprehension – 40 <ul style="list-style-type: none"> Quantitative ability - 20 Analytical and logical ability - 15 General knowledge and current affairs – 25 Section B <ul style="list-style-type: none"> Quantitative ability - 15 Analytical and logical ability - 15 Case Study - 20
8.	B.Des. NLEA	120 minutes	GAT	<ul style="list-style-type: none"> Communication Ability and English Comprehension – 40 Quantitative ability - 20 Analytical and logical ability - 15 General knowledge and current affairs - 25
9.	.F.Tech. NLEA	180 Minutes	GAT	Section A <ul style="list-style-type: none"> Communication Ability and English Comprehension – 40 Quantitative ability - 20 Analytical and logical ability - 15 General knowledge and current affairs – 25 Section B <ul style="list-style-type: none"> Quantitative ability - 15 Analytical and logical ability - 15 Case Study - 20

Subject Wise Distribution for Each Programme										
S. No.	Programme	Total Qs	Communication Ability and English Comprehension	Quantitative Ability (Sec A)	Analytical and Logical Ability (Sec A)	General Knowledge and Current Affairs	Quantitative Ability (Sec B)	Analytical and Logical Ability (Sec B)	Case Study (Sec B)	CAT (PB T)
1	Bachelor of Design	100	40	20	15	25	NA	NA	NA	3
2	Bachelor of Fashion Technology	150	40	20	15	25	15	15	20	NA
3	Bachelor of Fashion Technology and Bachelor of Design	150	40	20	15	25	15	15	20	3
4	Bachelor of Design (NLEA)	100	40	20	15	25	NA	NA	NA	NA
5	Bachelor of Fashion Technology (NLEA)	150	40	20	15	25	15	15	20	NA
6	Master of Design	120	50	20	25	25	NA	NA	NA	3
7	Master of Fashion Management	150	50	20	25	25	NA	NA	30	NA
8	Master of Fashion Management and Master of Design	150	50	20	25	25	NA	NA	30	3



(उच्चतर शिक्षा विभाग, शिक्षा मंत्रालय, भारत सरकार के तहत एक स्वायत्त संगठन)
(An Autonomous Organization under the Department of Higher Education, Ministry of Education, Government of India)

Subject Wise Distribution for Each Programme										
S. No.	Programme	Total Qs	Communication Ability and English Comprehension	Quantitative Ability (Sec A)	Analytical and Logical Ability (Sec A)	General Knowledge and Current Affairs	Quantitative Ability (Sec B)	Analytical and Logical Ability (Sec B)	Case Study (Sec B)	CAT (PB T)
9	Master of Fashion Technology	150	45	30	25	25	NA	NA	25	NA

1. The question paper is of Objective Type Multiple Choice questions only. Candidates are required to select the “correct”/” most appropriate” option from the **four** options. The Questions have been set in English and Hindi except for the section on Test of Language, which shall have questions in the language chosen by the candidate (English or Hindi).
2. Additional time of **20 minutes per hour of exam will be allowed to eligible PwBD** candidates.
3. Issuance of the Admit Card/Appearing in the Written Test does not confer any right of appointment/selection. Appointment/Selection is subject to final verification at various stages by the respective Institution(s) to which you have applied.
4. Your candidature/particulars/category etc. for the above Programmes is purely provisional subject to your satisfying prescribed eligibility conditions for the said examination and post. If on verification at any time before or after the Interview/selection/post selection, it is found that you do not fulfill any of the eligibility conditions, your candidature for the examination and the post will be cancelled by the respective Institution(s).
5. Candidates are not allowed to leave the exam hall before the close of the exam.

Candidate can be debarred /disqualified for any of the following reasons:

1. Creating a disturbance.
2. Impersonation - Attempting to take the examination for someone else.
3. Giving or receiving assistance of any kind during the examination and communication in any form between candidates or with outsiders or gesticulation or disturbance or attempt to change seat/exchange rough sheets.
4. Attempting to tamper with the operation of the computer or meddling with the system.
5. Leaving the test Centre without permission from the invigilator.
6. Using prohibited aids, or item/s is not allowed, such as a calculator, Cell phone, Pieces of paper, electronic diaries, watch alarms, listening devices, Recording or Photographic devices, or any other unauthorized device.
7. Attempting to take away examination question/s and /or examination response/s (in



(उच्चतर शिक्षा विभाग, शिक्षा मंत्रालय, भारत सरकार के तहत एक स्वायत्त संगठन)
(An Autonomous Organization under the Department of Higher Education, Ministry of Education, Government of India)

- any format) from the examination Centre.
8. Failing to follow instructions of an invigilator or examination Centre staff.
 9. Manhandling of invigilators or examination Centre staff.
 10. Any suspicious act by the candidate which, as per the opinion of the examination observer has created an impression of unfairness during the examination
 11. Resorting to unfair means or trying to influence any person duly authorized to conduct the examination, in any way for examination results shall be considered as a serious offence. The candidate shall be liable to have his/her name removed from the list of candidates for the examination and may also be further dealt with in such manner as it may deem fit.
 12. The candidate/s can be dismissed from the examination Centre for any kind of misconduct.

General Instructions

- The question paper is of Objective Type Multiple Choice questions only. Candidates are required to select the “correct”/”most appropriate” option from the four options. The Questions have been set in English and Hindi except for the section on Test of Language, which shall have questions in the language chosen by the candidate (English or Hindi).
- *Each question carries 01 (One) mark.*
- *For each correct response, the candidate will get 01 (One) mark.*
- *For each incorrect response, -0.25 mark will be deducted from the total score.*
- *Un-answered/un-attempted will be given no marks.*
- *To answer a question, the candidate needs to choose one option as the correct option.*
- Additional time of **20 minutes** per hour of exam will be allowed to eligible PwBD candidates.
- **Facilities to provide the Scribe for PwD candidates cannot be provided in the Creative Ability Test (CAT).**
- Issuance of the Admit Card/Appearing in the Written Test does not confer any right of appointment/selection. Appointment/Selection is subject to final verification at various stages by the respective Institution(s) to which you have applied.
- Your candidature/particulars/category etc. for the above Programmes is purely provisional subject to your satisfying prescribed eligibility conditions for the said examination and post. If on verification at any time before or after the Interview/selection/post selection, it is found that you do not fulfill any of the eligibility conditions, your candidature for the examination and the post will be cancelled by the respective Institution(s).
- Candidates are not allowed to leave the exam hall before the close of the exam.



राष्ट्रीय परीक्षा एजेंसी
National Testing Agency
Excellence in Assessment



(उच्चतर शिक्षा विभाग, शिक्षा मंत्रालय, भारत सरकार के तहत एक स्वायत्त संगठन)
(An Autonomous Organization under the Department of Higher Education, Ministry of Education, Government of India)

Subject Specific Instructions for CAT

1. Attempt all questions.
2. Clearly mention the topic of your selected option on your Answer Sheet.
3. Do not use watercolour or poster colour.
4. Use only dry colours like crayons, pastels, and pencils.
5. Do not disclose your identity by writing any personal details including details/logo of any coaching centre, etc., or place. This will lead to 'disqualification'.



सम्पर्क सूत्र / Helpline Number: +91-11-40759000, अणु डाक पता / e-mail: nift@nta.ac.in
वेबसाइट / Website www.nta.ac.in , <https://exams.nta.nic.in/niftee/>

